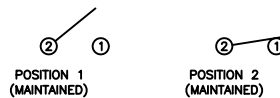
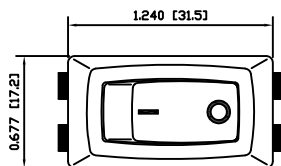


SCHEMATIC

SPECIFICATIONS



FUNCTION:
1P1T OFF-ON

RATINGS:
ANSI/UL 1054 and CAN/CSA C22.2 No. 55 (E194579):
20A 125VAC 3/4HP [UR, cUR]
EN 61058-1:2002 and DIN/VDE 0630:2003-03 (40018527):
16(4)A 250V~ 1E4 125/55 [VDE]

CONTACT RESISTANCE:
Initial: 20mΩ Max. at 1A 5VDC

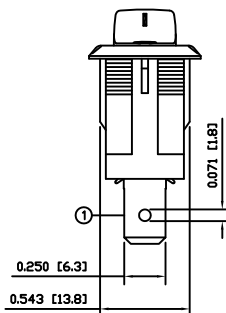
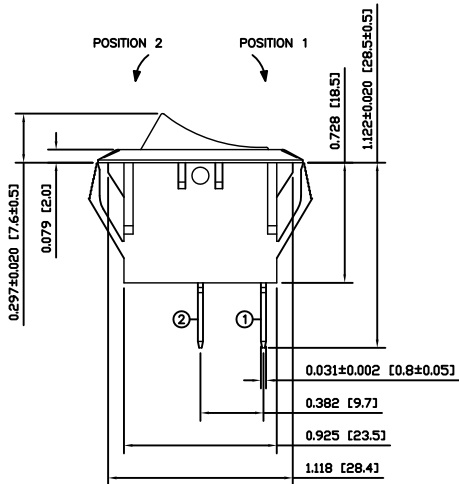
INSULATION RESISTANCE:
100MΩ Min. at 500VDC

DIELECTRIC STRENGTH:
1,000VAC for 1 Minute

ELECTRICAL LIFE:
6,000 Cycles [UR, cUR]
10,000 Cycles [VDE]

TEMPERATURE:
Operating: -20°C to 105°C [UR, cUR]
Operating: -20°C to 125°C [VDE]

APPROVALS:



COLORS AND MARKINGS

BODY:
Black

ACTUATOR:
Black

MARKINGS:
I/O Vertical (1)

MARKING COLOR:
White

MATERIALS

BODY:
Polyamide 6/6 (PA66), UL94 V-2

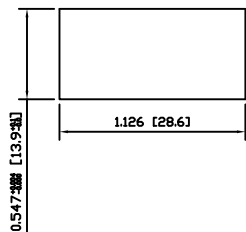
ACTUATOR:
Polyamide 6/6 (PA66), UL94 V-2

SPRING:
Steel

CONTACTS:
Silver Clad Copper

TERMINALS:
Silver Plated Copper
Silver Plated Brass

SUGGESTED PANEL CUTOUT



ACTUATOR	A	09/08/19	CAB
BODY	A	09/08/19	CAB
COLORS	A	09/08/19	CAB
MATERIALS	A	09/08/19	CAB
SPECIFICATIONS	A	09/08/19	CAB
REFERENCE	REV.	DATE	BY

THE INFORMATION CONTAINED IN THIS DOCUMENT IS PROPRIETARY TO E-SWITCH AND IS NOT TO BE COPIED OR TRANSFERRED

A	INITIAL RELEASE	PCRD0149	09/10/08	CAB
REV.	DESCRIPTION	PCR	DATE	DRAWN BY

DIMENSIONS	
INCHES [MILLIMETERS]	
GENERAL TOLERANCES	
±0.008 [±0.2] / ±1'	
SCALE	PROJECTION
DRAWING NOT TO SCALE	

RSC141D1121			
DRAWING NUMBER	DATE	REVISION	
38-RSC141D1121	OCTOBER 8, 2009	A	