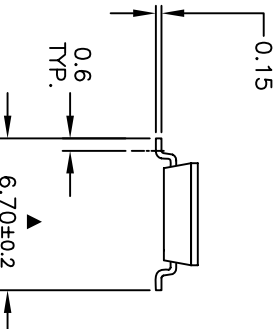
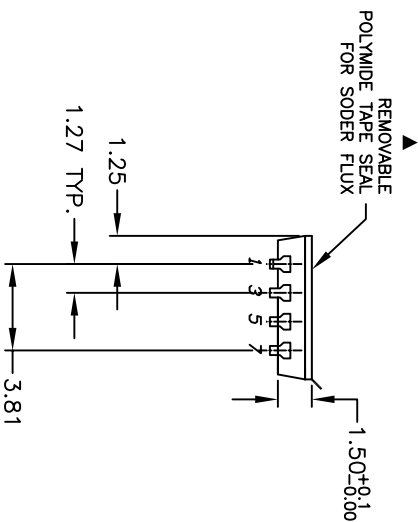
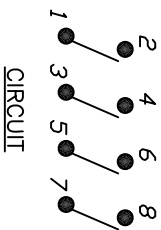
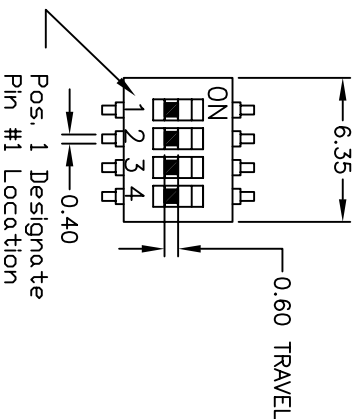


RECOMMENDED P.C.B. LAYOUT



- NOTES:
1. ALL DIMENSIONS IN MM
 2. GENERAL TOLERANCE: X:X=±0.4
X:XX=±0.25
 3. TERM. NOS. FOR REFERENCE ONLY.
 4. CONTACT RATINGS: 25mA @24VDC.
 5. CONTACT MATERIAL: Copper Alloy w/
gold plate over Nickel Plate.
 6. PACKAGED: TAPE & REEL
 7. ▲ DENOTES CRITICAL PARAMETER.
 8. SWITCHES TO BE SHIPPED WITH THE
ACTUATORS IN THE "ON" POSITION.

B	16105	ADD NOTE 8	6/6/06	CT
A	13333	RELEASED FOR PRODUCTION	7/30/03	AR
REV.	ECN No.	DESCRIPTION	DATE	CHKD

THE INFORMATION CONTAINED IN THIS DOCUMENT IS PROPRIETARY TO E-SWITCH AND IS NOT TO BE COPIED OR TRANSFERRED

E-SWITCH®

TITLE		KAN1104RR		
SCALE	DATE	DR	DWG	REV
3:1	7/30/03	AR	N111204	B