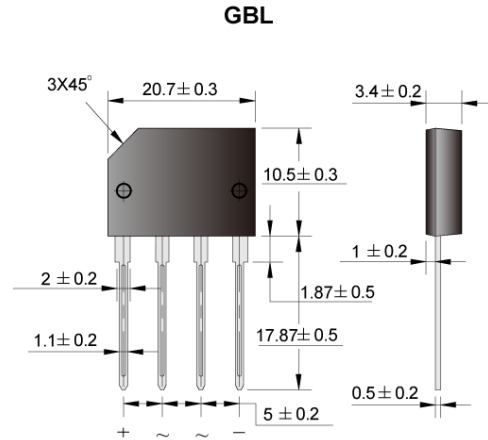


RoHS Compliant Product
A suffix of "-C" specifies halogen & lead-free

FEATURES

- Plastic Package has Underwriters Laboratory Flammability Classification 94V-0
- High current capacity with small package
- Glass passivated chip junctions
- Superior thermal conductivity
- High IFSM



Dimensions in inches and (millimeters)

MAXIMUM RATINGS AND ELECTRICAL CHARACTERISTICS

at 25°C ambient temperature unless otherwise specified.

PARAMETERS	SYMBOL	GBL	GBL	GBL	GBL	GBL	GBL	UNIT
		201	202	204	206	208	210	
Maximum Repetitive Voltage	V_{RRM}	100	200	400	600	800	1000	V
Maximum RMS Voltage	V_{RMS}	70	140	280	420	560	700	
Maximum DC Blocking Voltage	V_{DC}	100	200	400	600	800	1000	
Maximum DC Reverse Current at Rated DC Blocking Voltage @ $T_A=25^\circ C$ @ $T_A=125^\circ C$	I_R	5 500						μA
Average rectified forward current 60Hz Sine Wave Resistance load with heat sink @ $T_C=100^\circ C$	I_O	2						A
Peak Forward Surge Current 8.3 ms Single Half Sine-Wave Superimposed on Rated Load	I_{FSM}	80						A
Rating of fusing ($t < 8.3ms$)	I^2t	40						A ² sec
Dielectric strength terminals to case, AC 1 minute Current 1mA	V_{dia}	2.5						KV
Maximum instantaneous forward voltage at 2.0A	V_F	1.1						V
Maximum thermal on P.C.B without heat-sink	$R_{\theta JA}$	32						°C / W
Resistance per leg on Al plate heat-sink	$R_{\theta JC}$	13						
Operating Junction and Storage Temperature Range	T_J, T_{STG}	150, -55 ~ 150						°C

RATINGS AND CHARACTERISTIC CURVES

Fig. 1 Derating Curve

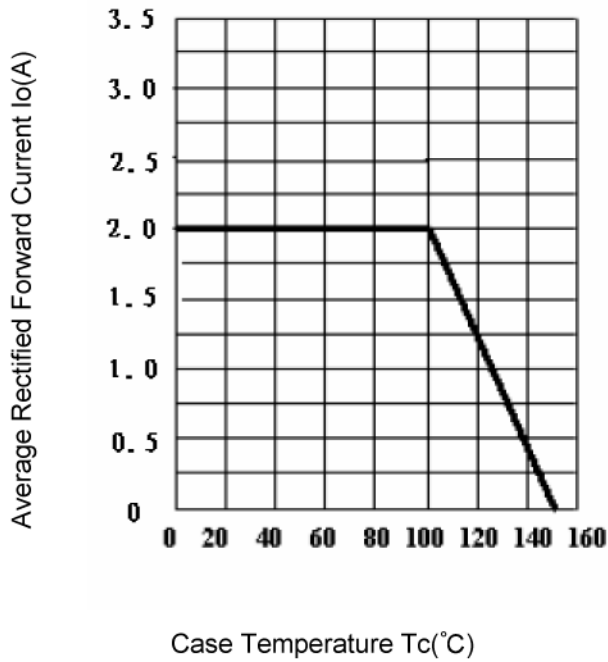


Fig.2 Typical Reverse Characteristics

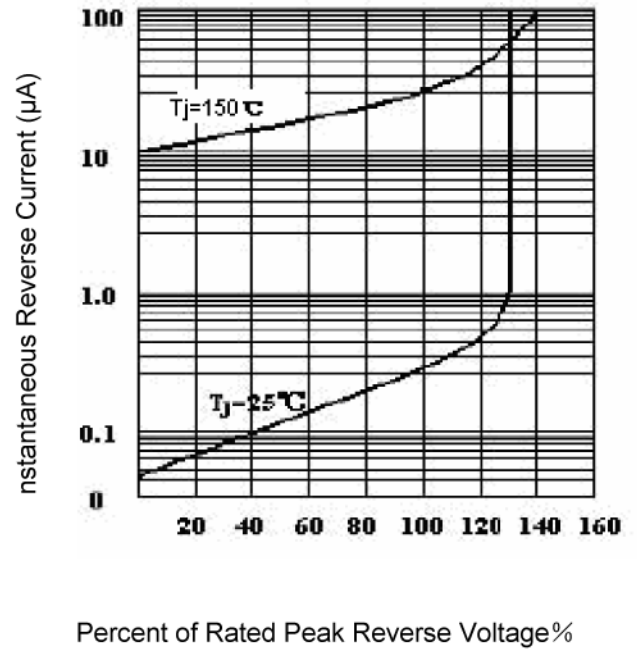


Fig.3 Forward Voltage

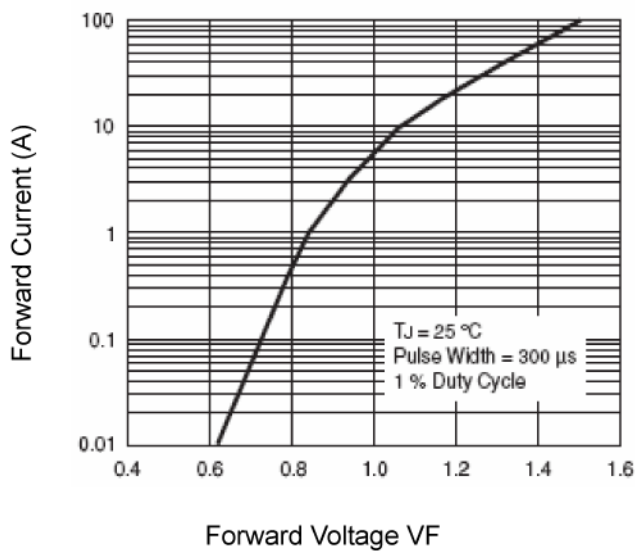


Fig.4 Peak Surge Forward Capability

