

Part/Keyword Search

Products

- Amplifiers
- VCOs
- Limiting Amplifiers
- Switches
- Linearizers
- Limiters
- Analog Attenuators
- Digital Attenuators
- Detectors



Detailed Drawing



Printer Friendly Datasheet

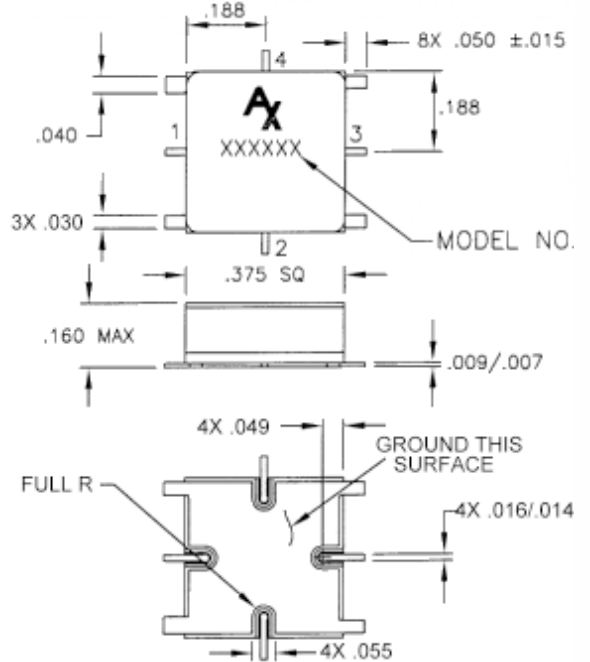
PN3063 / SPN3063*

* Part number for additional environmental screening.

Performance Data

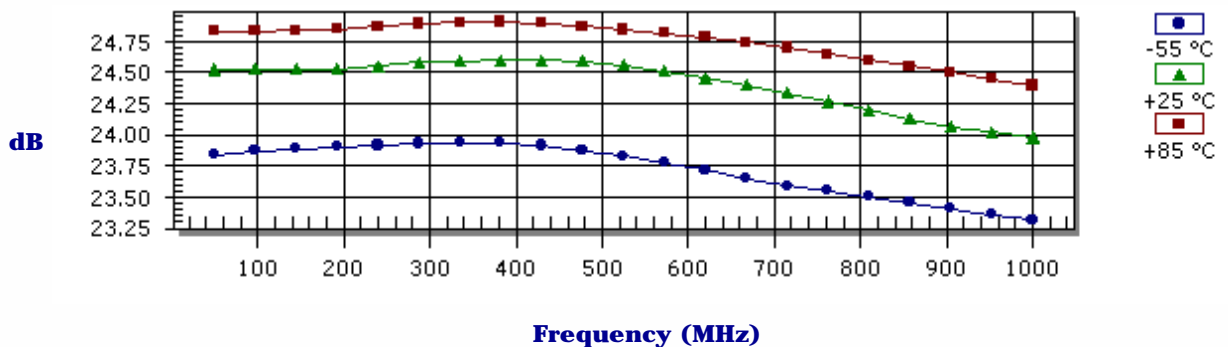
Frequency	50.0 - 1000.0 MHz
Gain	24.0 dB Typical 23.0 dB Min
Noise Figure	3.8 dB Typical 4.5 dB Max
P _{1dB}	10.0 dBm Typical 9.0 dBm Min
3 rd Order Intercept	23.0 dBm Typical
2 nd Order Intercept	40.0 dBm Typical
VSWR	1.5/2.0 Input Typ/Max 1.8/2.0 Output Typ/Max
Reverse Isolation	-19.0 dB Typical -18.0 dB Min
Power Supply	5.0 Volts 40.0 mA
Operating Temperature	-55.0 - 85.0 °C

Package Drawing

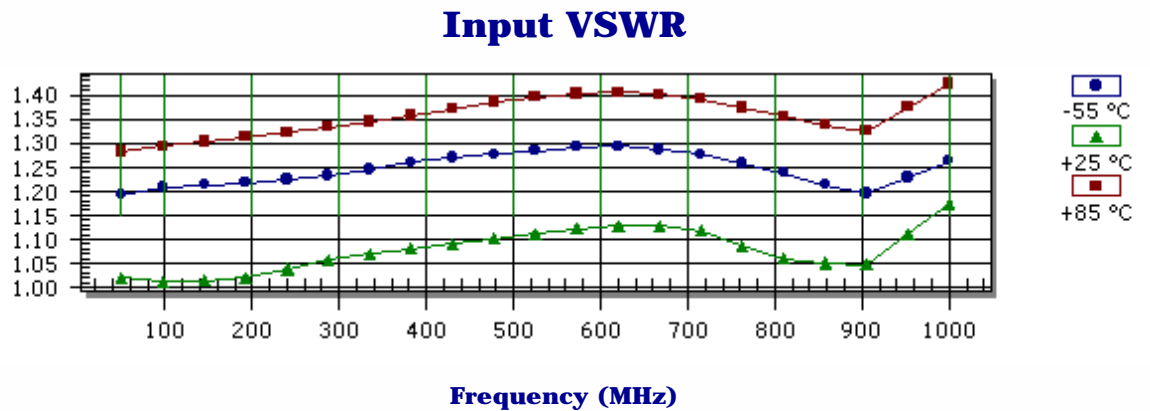
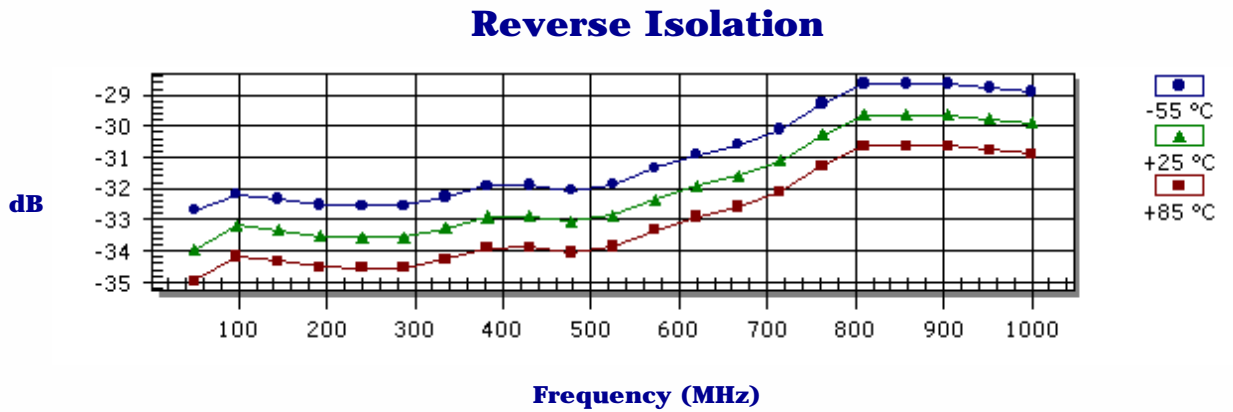
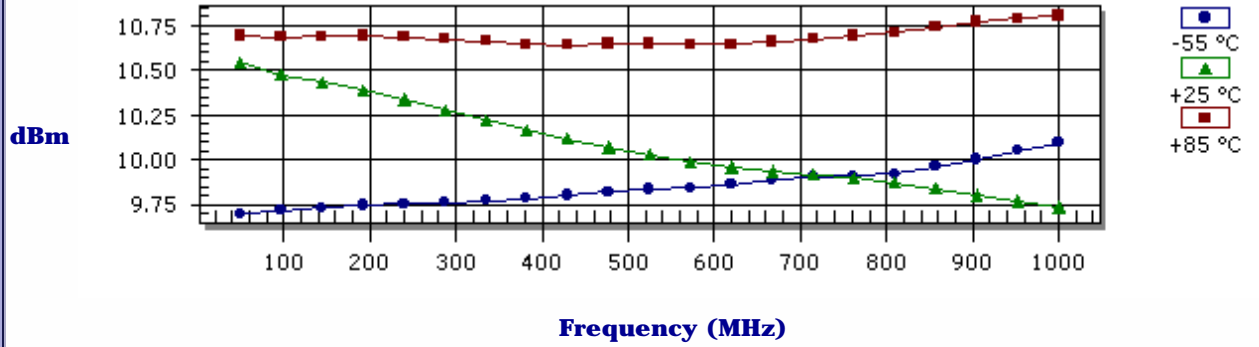
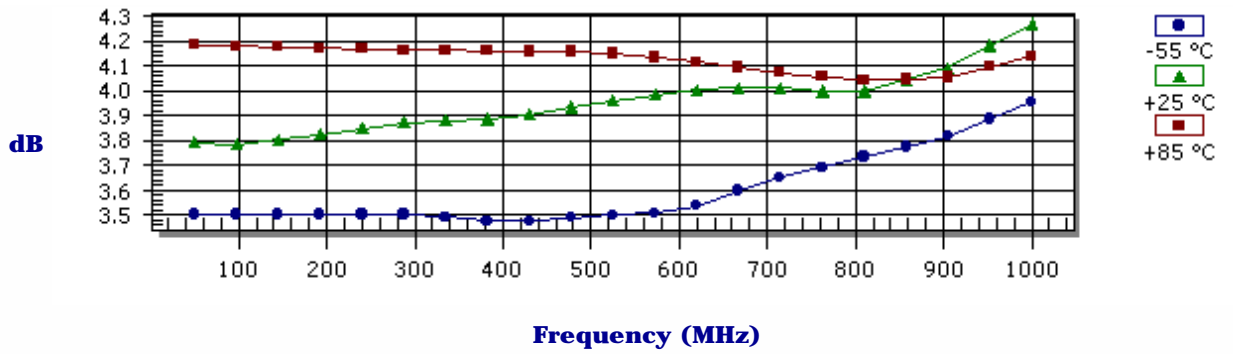


Note: Care should always be taken to effectively ground the case of each unit.

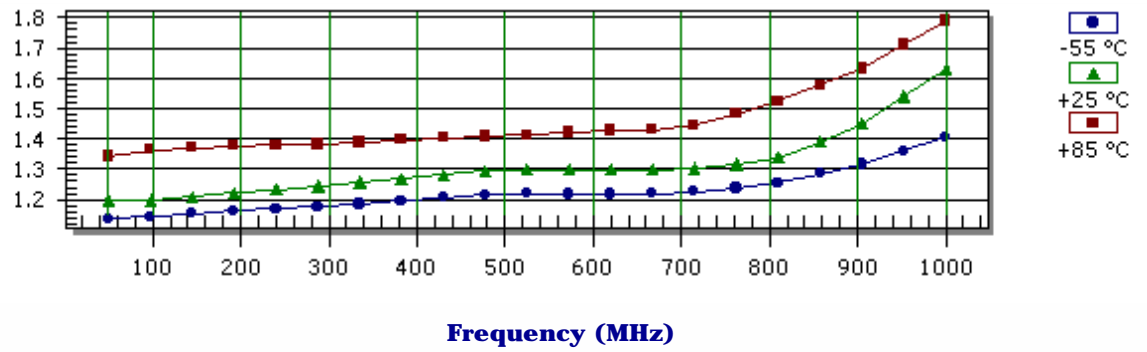
Gain



Noise Figure



Output VSWR



Absolute Maximum Conditions

Maximum Operating Temperature	-55.0 - 100.0 °C	Maximum Storage Temperature	-62.0 - 125.0 °C
Maximum Case Temperature	125.0 °C	Maximum Supply Voltage	8.0 Volts
Continuous RF Input Power	13.0 dBm	Short Term RF Input Power (1 minute max)	50.0 mW
Maximum Peak Power (3 µsec max)	0.5 W		

Amplifonix | 2707 Black Lake Place | Philadelphia, PA 19154
 Tel: 215.464.4000 | FAX: 215.464.4001 | Email: info@amplifonix.com

i2 Technologies US, Inc.

HTML Pages converted to PDF Document

This document contain component information from the manufacturer's website which are not available in a revision controlled document from the manufacturer. To facilitate the addition of these parts into the Electronics Database, we are converting the HTML pages related to that part, from the manufacturer's website into Adobe PDF format. The contents of this document is based on the information provided on the manufacturer's website, therefore the information may have been changed by the manufacturer since this was created.

