



CONTACTOR,  
160KW/400V/AC-3 AC(40...60HZ)/DC OPERATION UC 220-240V AUXILIARY CONTACTS 2NO+2NC 3-POLE,  
SIZE S10 BAR CONNECTIONS CONVENT. OPERATING MECHANISM SCREW TERMINAL

### General technical data:

<b>product brand name</b>		SIRIUS
<b>Size of the contactor</b>		S10
<b>Protection class IP / on the front</b>		IP00
<b>Degree of pollution</b>		3
<b>Installation altitude / at a height over sea level / maximum</b>	m	2,000
<b>Ambient temperature / during operating</b>	°C	-25 ... +60
<b>Mechanical operating cycles as operating time</b>		
<ul style="list-style-type: none"> <li>• of the contactor / typical</li> <li>• of the contactor with added auxiliary switch block / typical</li> <li>• of the contactor with added electronics-compatible auxiliary switch block / typical</li> </ul>		<p>10,000,000</p> <p>10,000,000</p> <p>5,000,000</p>

### Main circuit:

<b>Number of NC contacts / for main contacts</b>		0
<b>Number of NO contacts / for main contacts</b>		3
<b>Operating current</b>		
<ul style="list-style-type: none"> <li>• at AC-1 / at 400 V <ul style="list-style-type: none"> <li>• at 40 °C ambient temperature / rated value</li> <li>• at 60 °C ambient temperature / rated value</li> </ul> </li> <li>• at AC-3 / at 400 V / rated value</li> </ul>	<p>A</p> <p>A</p> <p>A</p>	<p>330</p> <p>300</p> <p>300</p>

• at AC-4 / at 400 V / rated value	A	280
• with 1 current path / at DC-1		
• at 24 V / rated value	A	300
• at 110 V / rated value	A	33
• with 2 current paths in series / at DC-1		
• at 24 V / rated value	A	300
• at 110 V / rated value	A	300
• with 3 current paths in series / at DC-1		
• at 24 V / rated value	A	300
• at 110 V / rated value	A	300
• with 1 current path / at DC-3 / at DC-5		
• at 24 V / rated value	A	300
• at 110 V / rated value	A	3
• with 2 current paths in series / at DC-3 / at DC-5		
• at 24 V / rated value	A	300
• at 110 V / rated value	A	300
• with 3 current paths in series / at DC-3 / at DC-5		
• at 24 V / rated value	A	300
• at 110 V / rated value	A	300
<b>Service power</b>		
• at AC-2 / at 400 V / rated value	kW	171
• at AC-3 / at 400 V / rated value	kW	171
• at AC-4 / at 400 V / rated value	W	160,000
<b>Active power loss / per conductor / typical</b>	W	22

#### Control circuit:

<b>Design of the surge suppressor</b>		with varistor
<b>Type of voltage / of the controlled supply voltage</b>		AC/DC
<b>Control supply voltage / 1</b>		
• for DC		
• initial rated value	V	220
• final rated value	V	240
• at 50 Hz / for AC		
• initial rated value	V	220
• final rated value	V	240
• at 60 Hz / for AC		
• initial rated value	V	220
• final rated value	V	240
<b>Operating range factor control supply voltage rated value / of the magnet coil</b>		

<ul style="list-style-type: none"> <li>• at 50 Hz <ul style="list-style-type: none"> <li>• for AC</li> </ul> </li> <li>• at 60 Hz <ul style="list-style-type: none"> <li>• for AC</li> <li>• for DC</li> </ul> </li> </ul>		0.8 ... 1.1
		0.8 ... 1.1
		0.8 ... 1.1
<b>Apparent pull-in power / of the solenoid / for AC</b>	V·A	590
<b>Apparent holding power / of the solenoid / for AC</b>	V·A	6.7
<b>Inductive power factor / with the pull-in power of the coil</b>		0.9
<b>Inductive power factor / with the pull-in power of the coil</b>		0.9
<b>Pull-in power / of the solenoid / for DC</b>	W	650
<b>Holding power / of the solenoid / for DC</b>	W	7.4

#### Auxiliary circuit:

<b>Contact reliability / of the auxiliary contacts</b>		1 faulty switching per 100 million (17 V, 1 mA)
<b>Number of NC contacts / for auxiliary contacts / instantaneous switching</b>		2
<b>Number of NO contacts / for auxiliary contacts / instantaneous switching</b>		2
<b>Operating current / of the auxiliary contacts</b>		
<ul style="list-style-type: none"> <li>• at AC-12 / maximum</li> </ul>	A	10
<ul style="list-style-type: none"> <li>• at AC-15 <ul style="list-style-type: none"> <li>• at 230 V</li> <li>• at 400 V</li> </ul> </li> </ul>	A	6
	A	3
<ul style="list-style-type: none"> <li>• at DC-12 <ul style="list-style-type: none"> <li>• at 60 V</li> <li>• at 110 V</li> <li>• at 220 V</li> </ul> </li> </ul>	A	6
	A	3
	A	1
<ul style="list-style-type: none"> <li>• at DC-13 <ul style="list-style-type: none"> <li>• at 24 V</li> <li>• at 60 V</li> <li>• at 110 V</li> <li>• at 220 V</li> </ul> </li> </ul>	A	10
	A	2
	A	1
	A	0.3

#### Short-circuit:

<b>Design of the fuse link</b>		
<ul style="list-style-type: none"> <li>• for short-circuit protection of the auxiliary switch / required</li> </ul>		fuse gL/gG: 10 A
<ul style="list-style-type: none"> <li>• for short-circuit protection of the main circuit <ul style="list-style-type: none"> <li>• with type of assignment 1 / required</li> <li>• at type of coordination 2 / required</li> </ul> </li> </ul>		fuse gL/gG: 500 A
		fuse gL/gG: 400 A

#### Installation/mounting/dimensions:


<b>Type of mounting</b>		screw fixing
-------------------------	--	--------------

series installation		Yes
Width	mm	145
Height	mm	210
Depth	mm	202
Distance, to be maintained, to earthed part / sideways	mm	10

#### Connection type:

<b>Design of the electrical connection</b> <ul style="list-style-type: none"> <li>• for main current circuit</li> <li>• for auxiliary and control current circuit</li> </ul>		screw-type terminals screw-type terminals
<b>Type of the connectable conductor cross-section</b> <ul style="list-style-type: none"> <li>• for AWG conductors / for main contacts</li> <li>• for auxiliary contacts <ul style="list-style-type: none"> <li>• solid</li> <li>• finely stranded <ul style="list-style-type: none"> <li>• with conductor end processing</li> </ul> </li> </ul> </li> <li>• for AWG conductors / for auxiliary contacts</li> </ul>		2/0 ... 500 kcmil 2x (0.5 ... 1.5 mm <sup>2</sup> ), 2x (0.75 ... 2.5 mm <sup>2</sup> ), max. 2x (0.75 ... 4 mm <sup>2</sup> ) 2x (0.5 ... 1.5 mm <sup>2</sup> ), 2x (0.75 ... 2.5 mm <sup>2</sup> ) 2x (20 ... 16), 2x (18 ... 14), 1x 12

#### Certificates/approvals:

<b>General Product Approval</b>				<b>Functional Safety / Safety of Machinery</b>	<b>Declaration of Conformity</b>
				<a href="#">Type Examination</a>	
CCC	CSA	GOST	UL		EG-Konf.
<b>Test Certificates</b>		<b>Shipping Approval</b>			
<a href="#">other</a>	<a href="#">Special Test Certificate</a>				
		ABS	DNV	GL	RMRS
<b>other</b>					
<a href="#">Confirmation</a>	<a href="#">other</a>	<a href="#">Environmental Confirmations</a>			

#### Further information:

##### Information- and Downloadcenter (Catalogs, Brochures,...)

<http://www.siemens.com/industrial-controls/catalogs>

##### Industry Mall (Online ordering system)

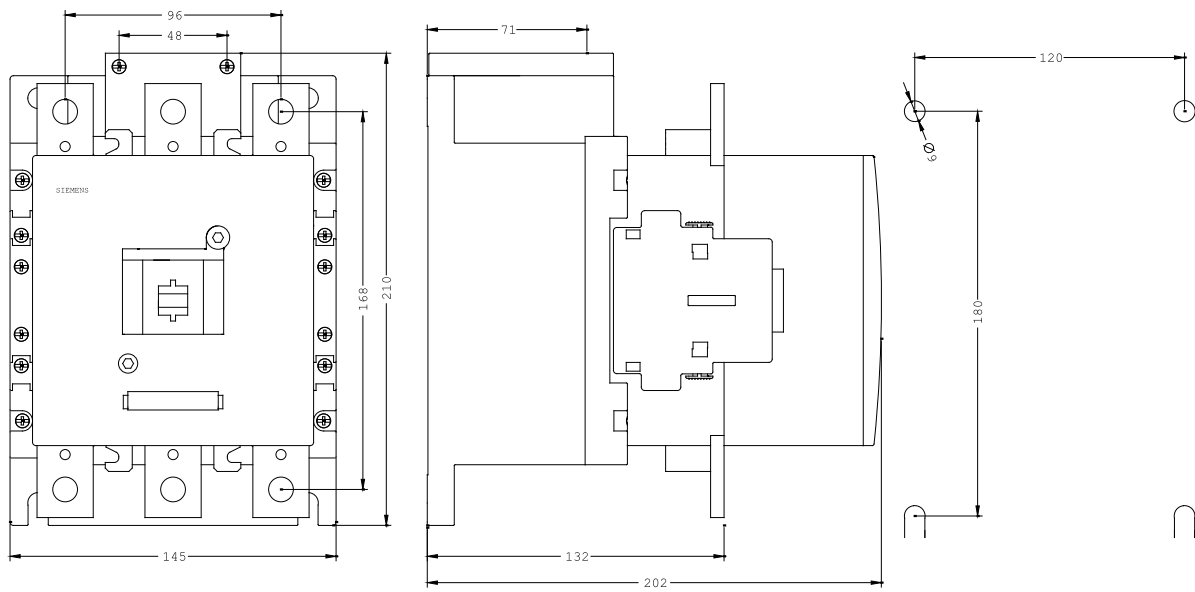
<http://www.siemens.com/industrial-controls/mall>

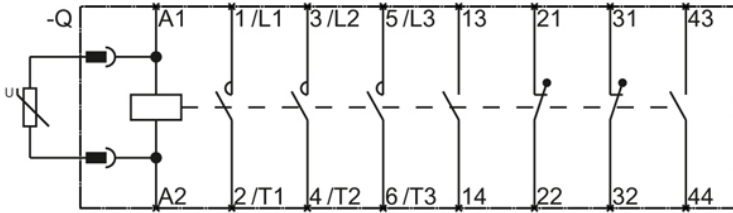
##### Cax online generator:

<http://www.siemens.com/cax>

##### Service&Support (Manuals, Certificates, Characteristics, FAQs,...)

<http://support.automation.siemens.com/WW/view/en/3RT1066-6AP36/all>





last change:

Sep 24, 2012