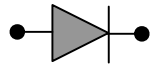


## Capsule Type Rectifier Diode SHXXC2230

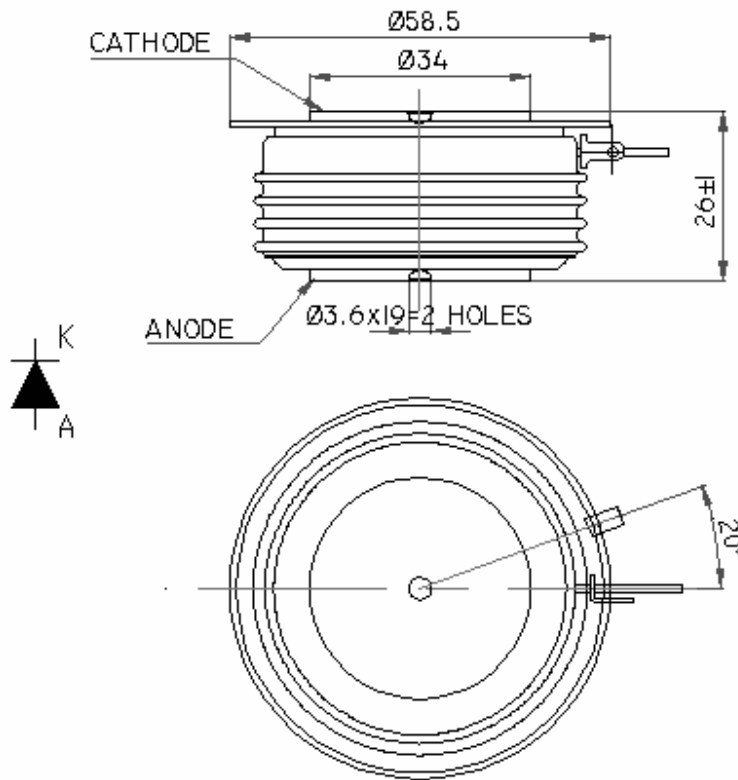
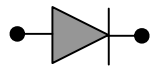


Symbol	Characteristics	Conditions	$T_J(^{\circ}\text{C})$	Value	Unit
<b>BLOCKING PARAMETERS</b>					
$V_{RRM}$	Repetitive peak reverse voltage		180	200-1800	V
$I_{RRM}$	Repetitive peak reverse current	$V = V_{RRM}$	180	50	mA
<b>CONDUCTING PARAMETERS</b>					
$I_{F(AV)}$	Average on-state current	180 sine, 50Hz, $T_C = 109^{\circ}\text{C}$		2230	A
$I_{RMS}$	RMS on-state current			3500	A
$I_{FSM}$	Non repetitive peak surge on-state current	Sine wave, 10mS without reverse voltage	180	25000	A
$I^2t$	Permissible surge energy			3125	kA <sup>2</sup> S
$V_{FM}$	Peak on-state voltage drop	On-state current = 3000A	180	1.10	V
$V_0$	Typical forward conduction Threshold voltage		180	0.70	V
$r_0$	Typical forward slope resistance		180	0.10	m $\Omega$
<b>THERMAL &amp; MECHANICAL PARAMETERS</b>					
$R_{TH(J-C)}$	Thermal impedance, 180 <sup>o</sup> conduction, Sine	Junction to case		0.0255	<sup>o</sup> C/W
$R_{TH(C-HK)}$	Thermal impedance	Case to heatsink		0.005	<sup>o</sup> C/W
$T_J$	Maximum Permissible junction temperature			180	<sup>o</sup> C
$T_{STG}$	Storage temperature range			-40 – 180	<sup>o</sup> C
F	Mounting Torque			15	KN
W	Weight			340	gms



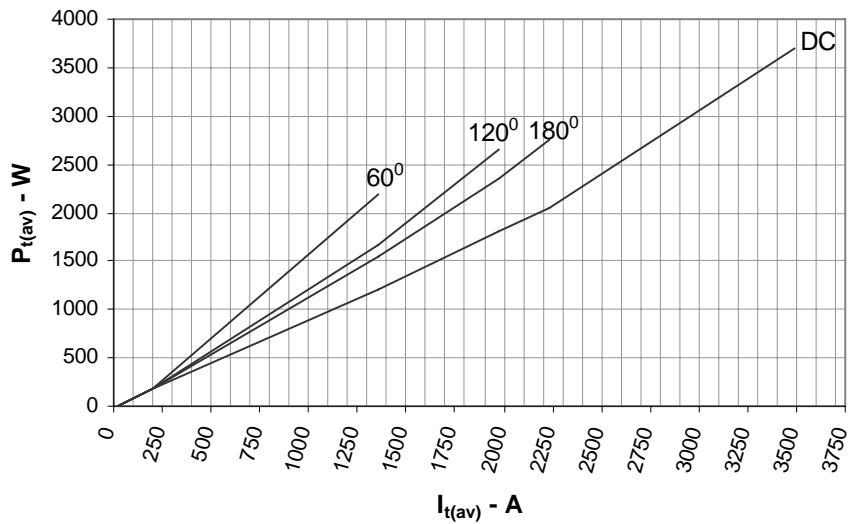
**HIND RECTIFIERS LTD**

# Capsule Type Rectifier Diode SHXXC2230



All dimensions in mm

## On State Power Loss

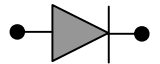


www.DataSheet4U.com

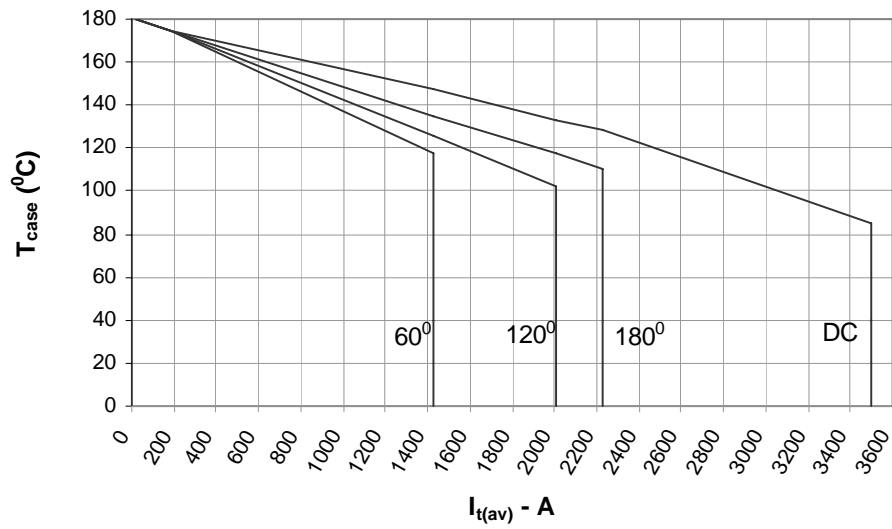


**HIND RECTIFIERS LTD**

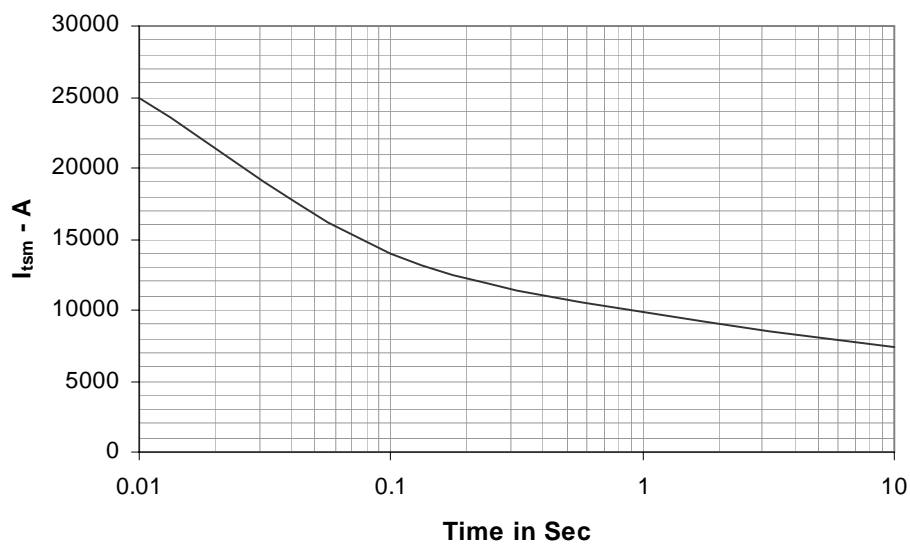
# Capsule Type Rectifier Diode SHXXC2230



**Maximum Permissible Case Temp**



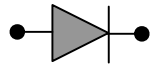
**Max non repetitive Surge Current**



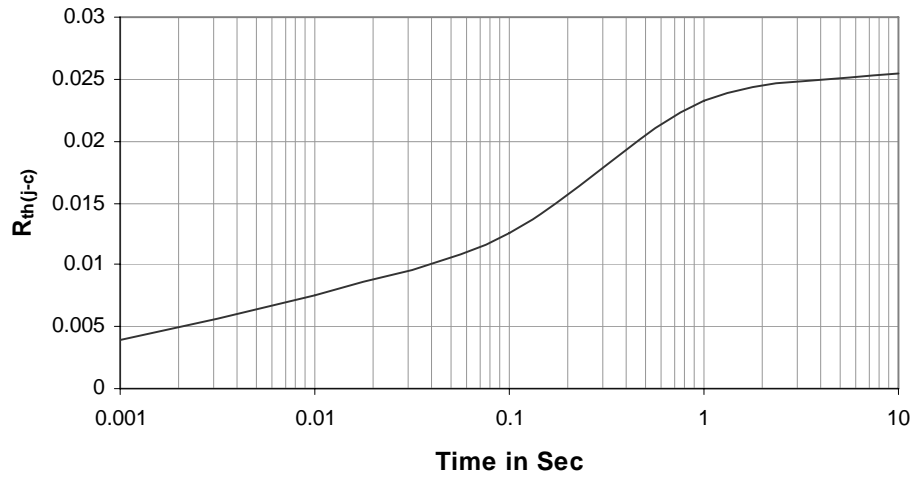
www.DataSheet4U.com



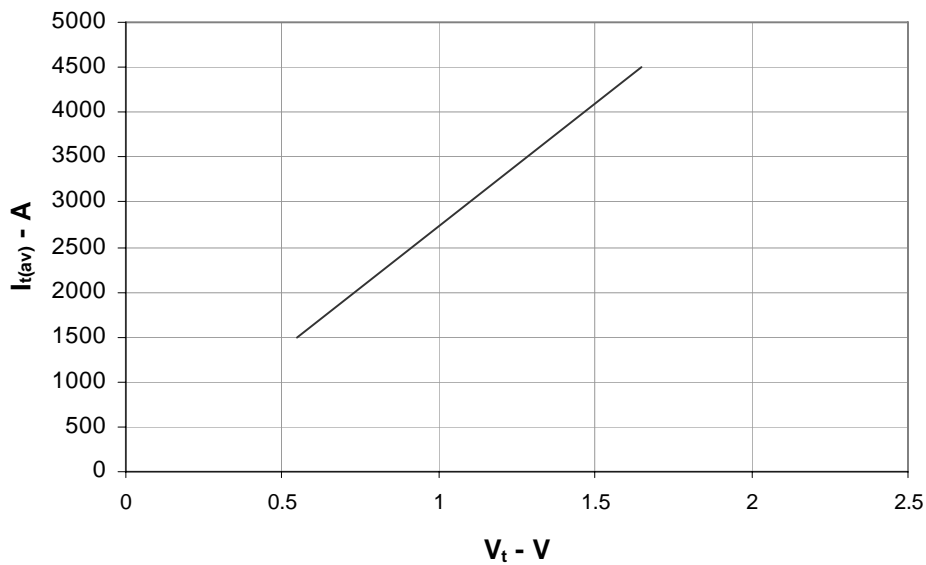
# Capsule Type Rectifier Diode SHXXC2230



**Transient Thermal Impedance Junction to Case**



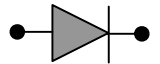
**On State Characteristics**



www.DataSheet4U.com



## Capsule Type Rectifier Diode SHXXC2230



## Ordering Information: -

SH	XX	C	2230
Hirect make Capsule Diode	$V_{RRM} = XX * 100$ e.g.12 * 100 =1200V	Capsule Diode	$I_{F(AV)} = 2230A$

Hind Rectifiers Ltd reserves the right to change the specifications without notice.

This datasheet specifies technical information for semiconductor devices but promises no characteristics. No warranty or guarantee expressed or implied is made regarding delivery, performance or suitability.

Hind Rectifiers Ltd

Lake Road

Bhandup (West)

Mumbai – 400 078

Tel: - +91 22 2596 8027/28/29/31

Fax: - +91 22 2596 4114

E-mail: - [marketing@hirect.com](mailto:marketing@hirect.com)

Website: - [www.hirect.com](http://www.hirect.com)

June-2008



**HIND RECTIFIERS LTD**

5 of 5