




COMMON MODE CHOKE

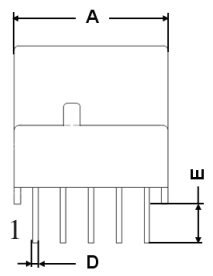
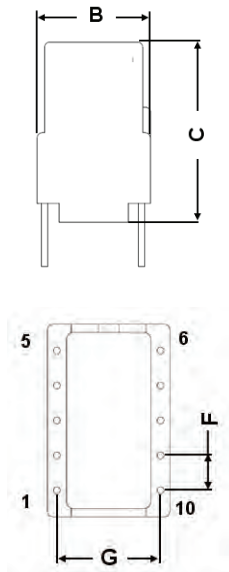
VCMC1510-333

- Encased for Added Protection and Stable Mounting
- High Current Capability
- Excellent EMI Suppression
- Fixed Pins for easy PCB Insertion
- Operating Temp Range: 40°C to +125°C



Electrical Specifications @25°C					
Inductance (mH) 1 - 6	Tolerance Inductance	Test Freq (KHz/50mV)	DCR (mΩ)	Rated Current (A)	Hi-Pot KV / 2sec
33mH	+50%,-30%	10	1650 Max	0.3 A	1500

MECHANICALS



A	14.50 Max
B	9.40 Max
C	15.40 Max
D	∅0.50 ± 0.05
E	3.50 ± 0.30
F	2.54 ± 0.20
G	7.62 ± 0.20
Unit : mm	

Cut off: Pin2,3,4,7,8,9

SCHEMATIC

