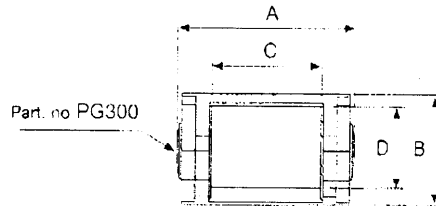


# Serie Medium

# SR300 Nylon Cable Chain

**Inner height (D) 17 mm**

Construction by single link with antifriction pivot



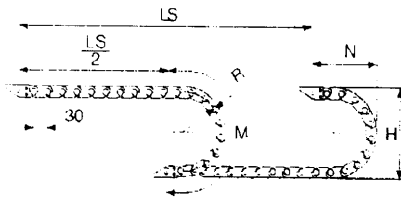
### Technical characteristics when self-supported



Speed	10 m/s
Acceleration	50 m/s <sup>2</sup>

For higher requirements please consult our technical dept.


A	B	C	D	R	Weight/m	Chain Part Number
mm	mm	mm	mm	mm	kg	
29	23	14	17	40	0,41	SR30015
29	23	14	17	80	0,41	SR30016
29	23	14	17	120	0,41	SR30017
40	23	24	17	40	0,45	SR30024
40	23	24	17	80	0,45	SR30025
40	23	24	17	120	0,45	SR30026



R	H	N	M
mm	mm	mm	mm
40	103	85	185
80	183	125	315
120	263	165	440

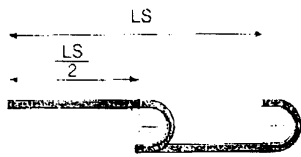
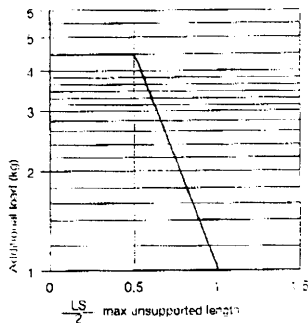
Length of chain (L)  
Half travel distance ( $\frac{LS}{2}$ )  
plus length of curve (M)

$$L = \frac{LS}{2} + M$$



### Self-Supporting Capacity Diagram

The maximum length of the self-supporting capacity ( $\frac{LS}{2}$ ) in relationship to the weight of the cables and hoses contained per linear metre.



For applications with  $\frac{LS}{2}$  and weights not included in the area of the diagram showing self-supporting capacity, verify the possible use of support rollers (see page 30).

### Bright Zinc Plated Steel End Brackets\*

The end brackets set allows the two ends of the chain to be attached to the equipment.

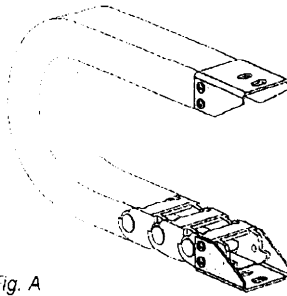
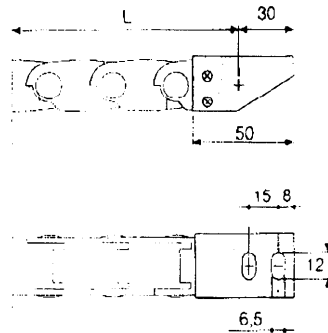


Fig. A

Chain fixed outside the radius. (Fig. A) See end brackets mounting variations: page 31.



### Bright Zinc Plated Steel End Brackets Part Numbers

#### Complete Set Assembled

Chain Type	End Brackets Set
SR30015	AP300KM □**
SR30016	AP300KM □**
SR30017	AP300KM □**
SR30024	AG300KM □**
SR30025	AG300KM □**
SR30026	AG300KM □**

#### Complete Set Unassembled

Chain Type	End Brackets Set
SR30015	AP300K □**
SR30016	AP300K □**
SR30017	AP300K □**
SR30024	AG300K □**
SR30025	AG300K □**
SR30026	AG300K □**

FARNELL PART #

→ 7188 626

→ 7188 640

### Serie Medium

## SR300

Nylon Cable Chain

Special tool to remove the connecting pivots: part number PZ010.

For further information please consult Brevetti Stondalato's Technical Office

\* Available on request in stainless steel  
 \*\* 1=pos.1; 2=pos.2; 3=pos.3  
 See end brackets mounting variations page 31.