



23 dBm IP3, 1.6 dB NF, 13 dBm, 20 MHz to 3 GHz,
Low Noise Amplifier, 25 dB Gain, SMA

TECHNICAL DATA SHEET

PE15A1008

PE15A1008 is a wideband low noise RF coaxial power amplifier operating in the 20 MHz to 3 GHz frequency range. The amplifier offers 1.6 dB noise figure, 13 dBm of P1dB and 25 dB small signal gain with the excellent gain flatness of ± 0.75 dB max. This exceptional technical performance is achieved through the use of hybrid MIC design and advanced GaAs PHEMT devices. The low noise amplifier requires typically a +12V DC power supply. The connectorized SMA module is unconditionally stable and includes built-in voltage regulation. This low noise amplifier requires only a single positive supply, is unconditionally stable and operates over the temperature range of -40°C and $+85^{\circ}\text{C}$.

Features

- 20 MHz to 3 GHz Frequency Range
- P1dB: 13 dBm
- Flat Small Signal Gain: 25 dB
- Gain Flatness: ± 0.75 dB
- Output IP3: 23 dBm
- Noise Figure: 1.6 dB
- Reverse Isolation: 50 dB
- 50 Ohm Input and Output Matched
- -40 to 85°C Operating Temperature
- Unconditionally Stable
- Single DC Positive Supply
- Built-in Voltage Regulator

Applications

- Laboratory Applications
- R&D Labs
- Military Radio
- Radar Systems
- Telecom Infrastructure
- Test Instrumentation
- Military & Space
- Communication Systems
- Wireless Communication
- Microwave Radio Systems
- Cellular Base Stations
- Low Noise Amplifier
- General Purpose Amplification
- General Purpose Wireless
- Wideband Gain Block
- IF Amplifier/RF Driver Amplifier
- RF Wideband Front Ends
- RF Pre-amplification

Electrical Specifications (TA = $+25^{\circ}\text{C}$, DC Voltage = 12Volts, DC Current = 75mA)

Description	Minimum	Typical	Maximum	Units
Frequency Range	0.02		3	GHz
Small Signal Gain	22.5	25	27	dB
Gain Flatness		± 0.75	± 1	dB
Gain Variance at OTR*		± 1.25		dB
Output at 1 dB Compression Point	+12	+13		dBm
Output 3rd Intercept Point	+20	+23		dBm
Noise Figure		1.6	1.8	dB
Input VSWR		1.5:1	1.8:1	
Output VSWR		1.5:1	1.8:1	
Reverse Isolation	40	50		dB
Spurious			-60	dBc
Operating DC Voltage	10	12	15	Volts
Operating DC Current	65	75	120	mA
Operating Temperature Range	-40		+85	$^{\circ}\text{C}$

Click the following link (or enter part number in "SEARCH" on website) to obtain additional part information including price, inventory and certifications: [23 dBm IP3, 1.6 dB NF, 13 dBm, 20 MHz to 3 GHz, Low Noise Amplifier, 25 dB Gain, SMA PE15A1008](#)

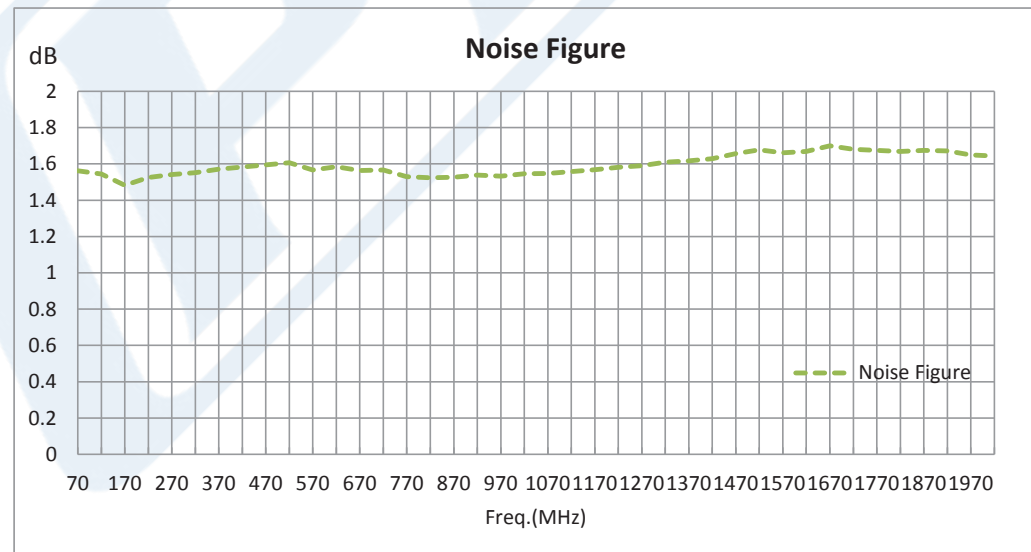
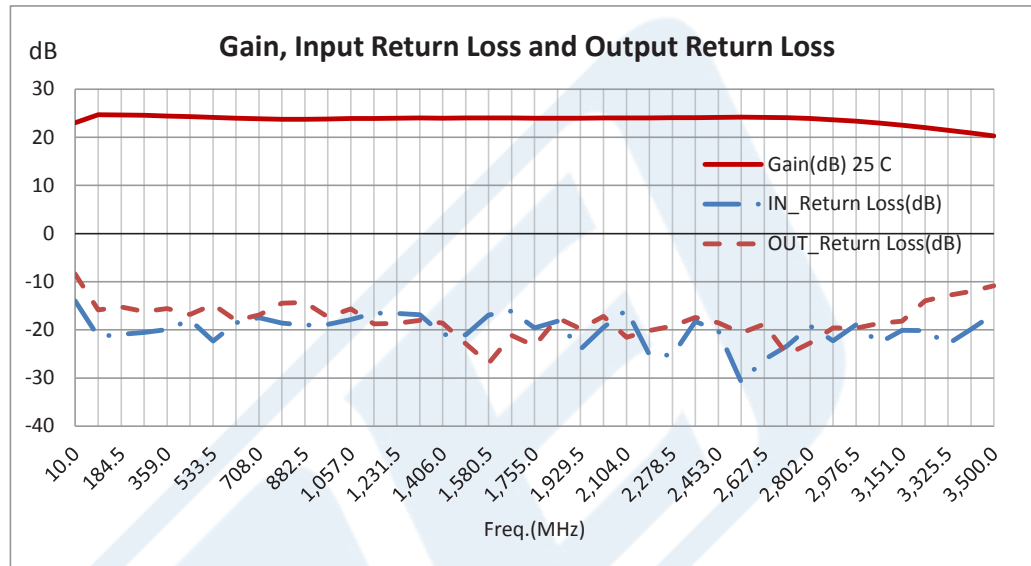


23 dBm IP3, 1.6 dB NF, 13 dBm, 20 MHz to 3 GHz,
Low Noise Amplifier, 25 dB Gain, SMA

TECHNICAL DATA SHEET

PE15A1008

Power Data



Click the following link (or enter part number in "SEARCH" on website) to obtain additional part information including price, inventory and certifications: [23 dBm IP3, 1.6 dB NF, 13 dBm, 20 MHz to 3 GHz, Low Noise Amplifier, 25 dB Gain, SMA PE15A1008](#)





23 dBm IP3, 1.6 dB NF, 13 dBm, 20 MHz to 3 GHz,
Low Noise Amplifier, 25 dB Gain, SMA

TECHNICAL DATA SHEET

PE15A1008

23 dBm IP3, 1.6 dB NF, 13 dBm, 20 MHz to 3 GHz, Low Noise Amplifier, 25 dB Gain, SMA from Pasternack Enterprises has same day shipment for domestic and International orders. Our RF, microwave and millimeter wave products maintain a 99% availability and are part of the broadest selection in the industry.

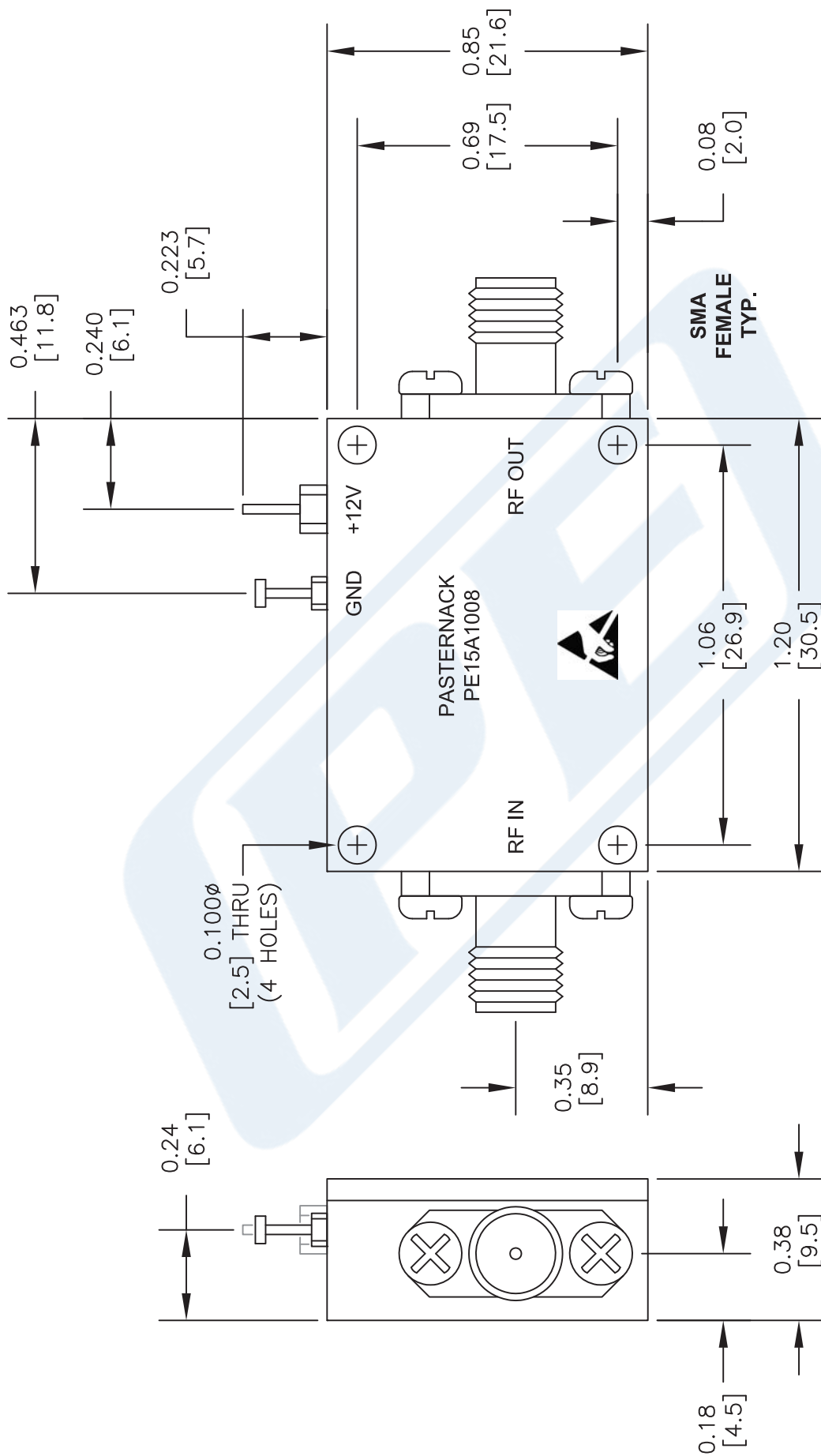
Click the following link (or enter part number in "SEARCH" on website) to obtain additional part information including price, inventory and certifications: [23 dBm IP3, 1.6 dB NF, 13 dBm, 20 MHz to 3 GHz, Low Noise Amplifier, 25 dB Gain, SMA PE15A1008](http://www.pasternack.com/1.6-db-3-ghz-low-noise-amplifier-25-db-gain-sma-pe15a1008-p.aspx)

URL: <http://www.pasternack.com/1.6-db-3-ghz-low-noise-amplifier-25-db-gain-sma-pe15a1008-p.aspx>

The information contained in this document is accurate to the best of our knowledge and representative of the part described herein. It may be necessary to make modifications to the part and/or the documentation of the part, in order to implement improvements. Pasternack reserves the right to make such changes as required. Unless otherwise stated, all specifications are nominal. Pasternack does not make any representation or warranty regarding the suitability of the part described herein for any particular purpose, and Pasternack does not assume any liability arising out of the use of any part or documentation.

PE15A1008 CAD Drawing

23 dBm IP3, 1.6 dB NF, 13 dBm, 20 MHz to 3 GHz, Low Noise Amplifier, 25 dB Gain, SMA



NOTES:
 1. UNLESS OTHERWISE SPECIFIED ALL DIMENSIONS ARE NOMINAL.
 2. ALL SPECIFICATIONS ARE SUBJECT TO CHANGE WITHOUT NOTICE AT ANY TIME.
 3. DIMENSIONS ARE IN INCHES [mm].

DWG TITLE
PE15A1008
 FSCM NO. 53919
 CAD FILE 041514
 SCALE N/A
 SIZE A
 2233

PE PASTERNAK
 THE ENGINEER'S RF SOURCE
 Pasternack Enterprises, Inc.
 P.O. Box 16759 | Irvine | CA | 92623
 Phone: (949) 261-1920 | Fax: (949) 261-7451
 Website: www.pasternack.com | E-Mail: sales@pasternack.com