

Component terminal block - URTK/SP - 0311126

Please be informed that the data shown in this PDF Document is generated from our Online Catalog. Please find the complete data in the user's documentation. Our General Terms of Use for Downloads are valid (<http://download.phoenixcontact.com>)



Component terminal block, Connection method: Screw connection, Cross section: 0.5 mm²- 10 mm², AWG:20 - 10, Width: 8.2 mm, Mounting type: NS 35/7.5, NS 35/15, NS 32, Color: gray

Product description


Component terminal block, Connection method: Screw connection, Cross section: 0.5 mm²- 10 mm², AWG:20 - 10, Width: 8.2 mm, Mounting type: NS 35/7.5, NS 35/15, NS 32, Color: gray

Why buy this product

- Touch-proof test sockets with 4 mm diameter are already permanently integrated
- The terminal blocks can be fitted with fixed and switchable bridges on both sides



Key commercial data

Packing unit	1
Minimum order quantity	50
Catalog page	Page 467 (CL1-2011)
GTIN	 4 017918 001315
Weight per piece (including packing)	0.0 GRM
Weight per Piece (excluding packing)	38.21 GRM
Country of origin	TURKEY

Technical data

General

Number of levels	1
Number of connections	2
Color	gray
Insulating material	PA
Inflammability class according to UL 94	V0

Dimensions

Length	99.5 mm
Width	8.2 mm
Height NS 35/7.5	59 mm

Component terminal block - URTK/SP - 0311126

Technical data

Dimensions

Height NS 35/15	66.5 mm
Height NS 32	64 mm

Technical data

Rated surge voltage	6 kV
Pollution degree	3
Surge voltage category	III
Insulating material group	I
Connection in acc. with standard	IEC 60947-7-1
Nominal current I _N	41 A
Nominal voltage U _N	500 V

Connection data

Conductor cross section solid min.	0.5 mm ²
Conductor cross section solid max.	10 mm ²
Conductor cross section stranded min.	0.5 mm ²
Conductor cross section stranded max.	6 mm ²
Conductor cross section AWG/kcmil min.	20
Conductor cross section AWG/kcmil max	8
Conductor cross section stranded, with ferrule without plastic sleeve min.	0.5 mm ²
Conductor cross section stranded, with ferrule without plastic sleeve max.	6 mm ²
Conductor cross section stranded, with ferrule with plastic sleeve min.	0.5 mm ²
Conductor cross section stranded, with ferrule with plastic sleeve max.	6 mm ²
2 conductors with same cross section, solid min.	0.5 mm ²
2 conductors with same cross section, solid max.	2.5 mm ²
2 conductors with same cross section, stranded min.	0.5 mm ²
2 conductors with same cross section, stranded max.	4 mm ²
2 conductors with same cross section, stranded, ferrules without plastic sleeve, min.	0.5 mm ²
2 conductors with same cross section, stranded, ferrules without plastic sleeve, max.	2.5 mm ²
2 conductors with same cross section, stranded, TWIN ferrules with plastic sleeve, min.	0.5 mm ²
2 conductors with same cross section, stranded, TWIN ferrules with plastic sleeve, max.	4 mm ²
Connection method	Screw connection
Stripping length	11 mm
Screw thread	M4
Tightening torque, min	1.5 Nm
Tightening torque max	1.8 Nm

Component terminal block - URTK/SP - 0311126

Classifications

eclass

eClass 4.0	27141126
eClass 4.1	27141126
eClass 5.0	27141127
eClass 5.1	27141127
eClass 6.0	27141127

etim

ETIM 2.0	EC000902
ETIM 3.0	EC000902
ETIM 4.0	EC000902

unspsc

UNSPSC 6.01	30211811
UNSPSC 7.0901	39121410
UNSPSC 11	39121410
UNSPSC 12.01	39121410
UNSPSC 13.2	39121410

Approvals

Certificates

Certification

CSA / UL Recognized / KEMA-KEUR / cUL Recognized / GOST / PRS / CCA / GOST / cULus Recognized

Certification EX

Certification submitted

Approval details

CSA	
mm ² /AWG/kcmil	26-8
Nominal current IN	45 A
Nominal voltage UN	300 V

UL Recognized	
mm ² /AWG/kcmil	26-8

Component terminal block - URTK/SP - 0311126

Approvals

Nominal current IN	45 A
Nominal voltage UN	300 V

KEMA-KEUR	
mm ² /AWG/kcmil	6
Nominal voltage UN	500 V

cUL Recognized	
mm ² /AWG/kcmil	26-8
Nominal current IN	45 A
Nominal voltage UN	300 V

GOST

PRS

CCA	
mm ² /AWG/kcmil	6
Nominal voltage UN	500 V

GOST

cULus Recognized

Accessories

Accessories

Assembly

DIN rail - NS 35/ 7,5 UNPERF 2000MM - 0801681



DIN rail, material: Steel, unperforated, height 7.5 mm, width 35 mm, length: 2 m

Component terminal block - URTK/SP - 0311126

Accessories

DIN rail - NS 35/ 7,5 CU UNPERF 2000MM - 0801762



DIN rail, material: Copper, unperforated, height 7.5 mm, width 35 mm, length: 2 m

DIN rail - NS 32 CU/120QMM UNPERF 2000MM - 1201280



G-profile DIN rail, deep-drawn, material: Copper, unperforated, height 15 mm, width 32 mm, length 2 m

DIN rail - NS 35/15 UNPERF 2000MM - 1201714



DIN rail, material: Steel, unperforated, height 15 mm, width 35 mm, length: 2 m

DIN rail - NS 32 CU/35QMM UNPERF 2000MM - 1201358



G-profile DIN rail, material: Copper, unperforated, height 15 mm, width 32 mm, length 2 m

DIN rail - NS 32 AL UNPERF 2000MM - 1201028



G rail 32 mm (NS 32)

DIN rail - NS 32 UNPERF 2000MM - 1201015



G-profile DIN rail, material: Steel, unperforated, height 15 mm, width 32 mm, length 2 m

Component terminal block - URTK/SP - 0311126

Accessories

DIN rail - NS 32 PERF 2000MM - 1201002



G-profile DIN rail, material: Steel, perforated, height 15 mm, width 32 mm, length 2 m

DIN rail - NS 35/15 CU UNPERF 2000MM - 1201895



DIN rail, material: Copper, unperforated, 1.5 mm thick, height 15 mm, width 35 mm, length: 2 m

DIN rail - NS 35/15-2,3 UNPERF 2000MM - 1201798



DIN rail, material: Steel, unperforated, 2.3 mm thick, height 15 mm, width 35 mm, length: 2 m

DIN rail, unperforated - NS 35/15 AL UNPERF 2000MM - 1201756



DIN rail, deep drawn, high profile, unperforated, 1.5 mm thick, material: aluminum, height 15 mm, width 35 mm, length 2000 m

DIN rail perforated - NS 35/15 PERF 2000MM - 1201730



DIN rail, material: steel galvanized and passivated with a thick layer, perforated, height 15 mm, width 35 mm, length: 2000 m

Component terminal block - URTK/SP - 0311126

Accessories

DIN rail perforated - NS 35/ 7,5 PERF 2000MM - 0801733



DIN rail, material: steel galvanized and passivated with a thick layer, perforated, height 7.5 mm, width 35 mm, length: 2000 mm

End clamp - CLIPFIX 35 - 3022218



Snap-on end bracket, for 35 mm NS 35/7.5 or NS 35/15 DIN rail, can be fitted with Zack strip ZB 8 and ZB 8/27, terminal strip

End clamp - E/UK - 1201442



End clamp, for assembly on NS 32 or NS 35/7.5 DIN rail

Partition plate - ATP-URTK/SP - 0311139



Partition plate, Length: 99 mm, Width: 2 mm, Height: 64 mm, Color: gray

Bridges

Bridge bar isolator - IS-K 10 - 1303337



Bridge bar isolator, Color: gray

Component terminal block - URTK/SP - 0311126

Accessories

Bridge bar isolator - ISSBI 10- 8 - 0301534

Bridge bar isolator, Number of positions: 10, Color: silver



Fixed bridge - FBI 2- 8 - 0200020

Fixed bridge, Number of positions: 2, Color: silver



Fixed bridge - FBI 4- 8 - 0200046

Fixed bridge, Number of positions: 4, Color: silver



Fixed bridge - FBI 3- 8 - 0200059

Fixed bridge, Number of positions: 3, Color: silver



Fixed bridge - FB 10- URTK/SP - 0311663

Fixed bridge, Number of positions: 10, Color: silver



Fixed bridge - FBI 10- 8 - 0203263

Fixed bridge, Number of positions: 10, Color: silver



Component terminal block - URTK/SP - 0311126

Accessories

Insertion bridge - EB 2- 8 - 0202154

Insertion bridge, Number of positions: 2, Color: gray



Insertion bridge - EB 3- 8 - 0202141

Insertion bridge, Number of positions: 3, Color: gray



Insertion bridge - EB 10- 8 - 0202138

Insertion bridge, Number of positions: 10, Color: gray



Switching lock - S-URTK/SP - 0311155

Switching lock, Length: 12 mm, Width: 8.2 mm, Color: white



Switching jumper - SB 4-URTK/SP - 0360025

Switching jumper, Number of positions: 4, Color: silver



Component terminal block - URTK/SP - 0311126

Accessories

Switching jumper - SB 2-URTK/SP - 0360012

Switching jumper, Number of positions: 2, Color: silver



Marking

Zack marker strip - ZB 8:SO/CMS - 1050512

Zack marker strip, white, For terminal block width: 8 mm



Marker cards - SBS 8:UNBEDRUCKT - 1007235

Marker cards, Card, white, Unlabeled, Can be labeled with: Plotter, Mounting type: Snap into tall marker groove, Snap into flange



Plug/Adapter

Short-circuit connector - KSSI 4-8 - 3000735

Short-circuit connector, Number of positions: 4, Color: black



Short-circuit connector - KSSI 2-8 - 3000722

Short-circuit connector, Width: 16.2 mm, Length: 11 mm, Number of positions: 2, Color: black



Tools

Component terminal block - URTK/SP - 0311126

Accessories

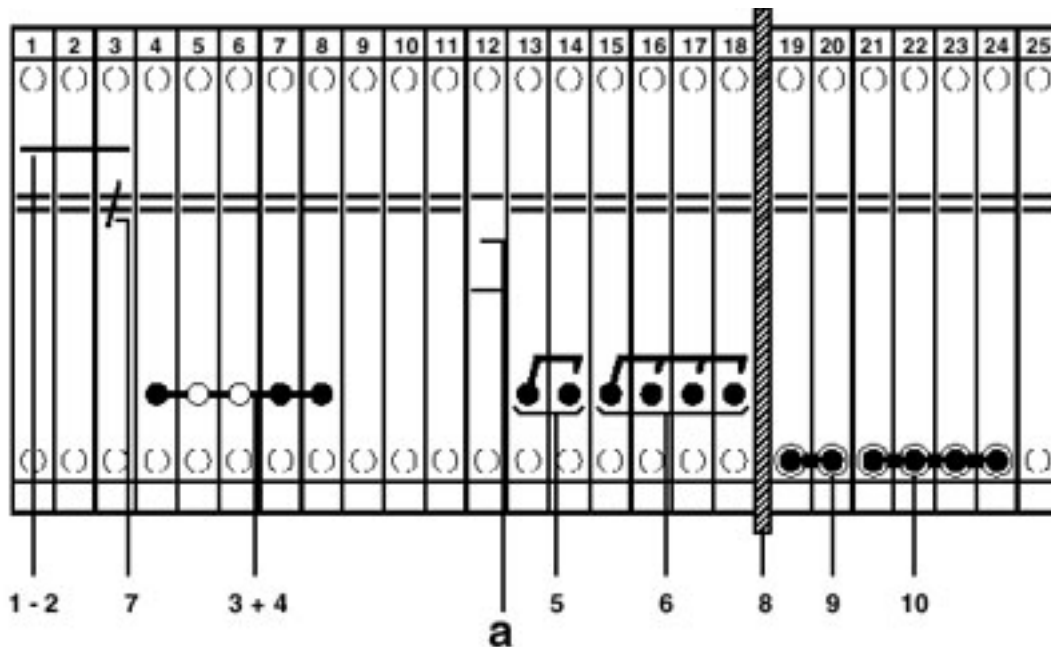
Screwdriver - SZS 1,0X4,0 VDE - 1205066

Screwdriver, bladed, VDE insulated, size: 1.0 x 4.0 x 100 mm, 2-component grip, with non-slip grip



Drawings

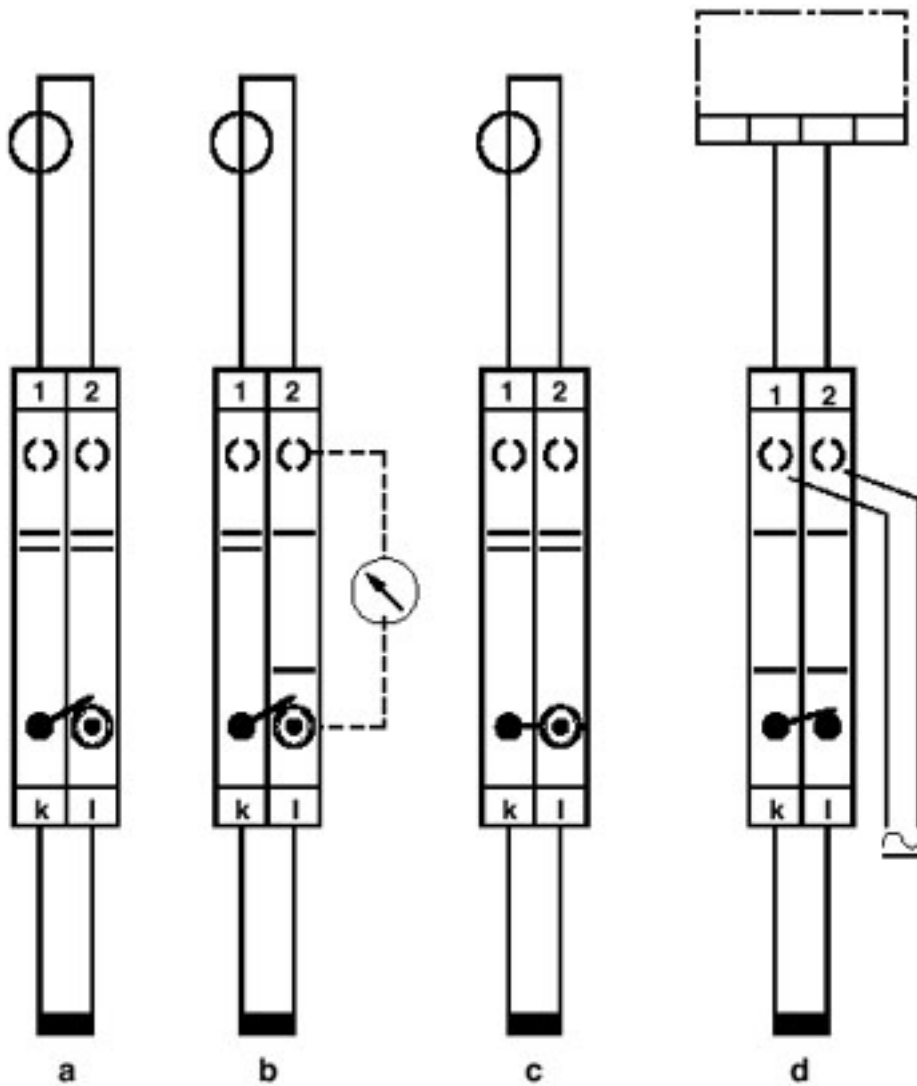
Circuit diagram



- a = open
- 1 = fixed bridge, for cross-connections in the terminal center
- 2 = fixed bridge, for cross connections on both sides of the disconnect point
- 3 = isolator bridge bar
- 4 = bridge bar isolator
- 5 = switch bar, 2-pos., useable on both sides of the disconnect point, inward switching motion
- 6 = switch bar, for 4-pos. short-circuiting of linked current transformer sets, useable on both sides of the disconnect point
- 7 = switching lock
- 8 = partition plate
- 9 = short-circuit plug
- 10 = short-circuit plug

Component terminal block - URTK/SP - 0311126

Schematic diagram

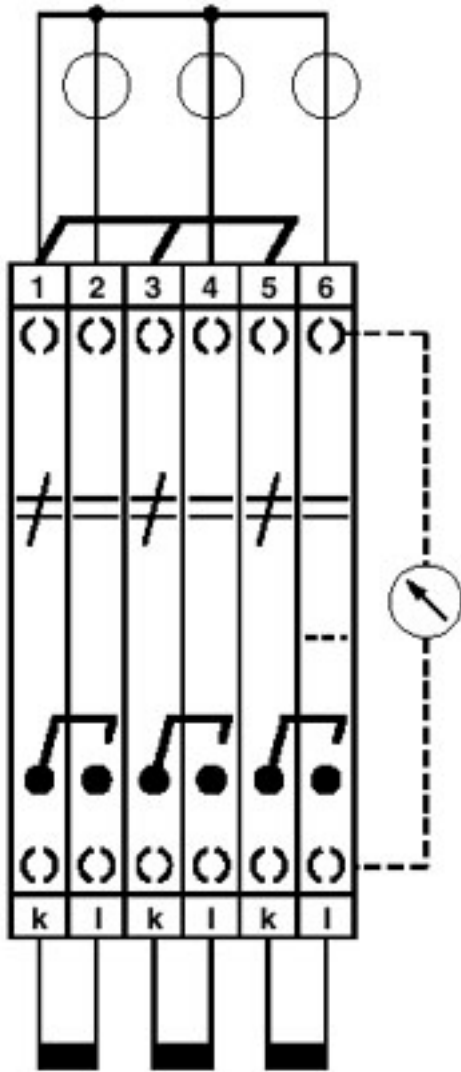


Simple current transformer test circuit

- a = normal operation
- b = measured value testing
- c = transformer testing
- d = relay testing

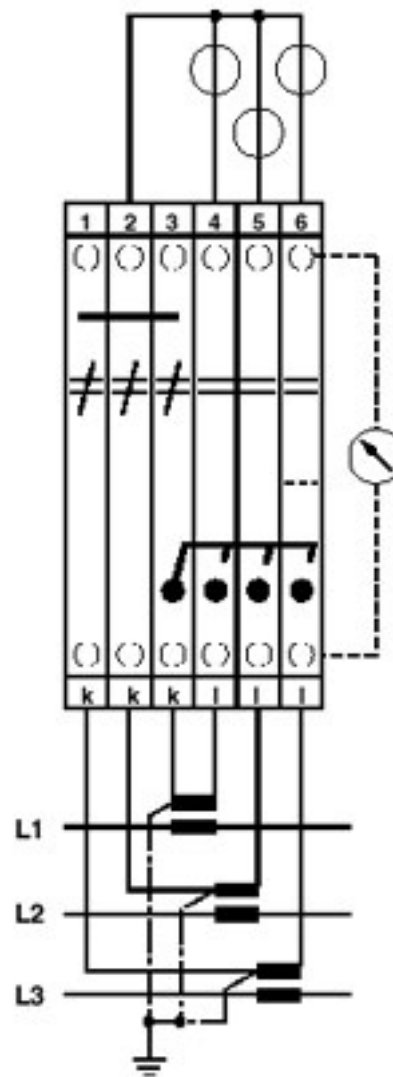
Component terminal block - URTK/SP - 0311126

Schematic diagram



Three-phase transducer test set

Schematic diagram



Three-phase linked transducer test set

Circuit diagram

