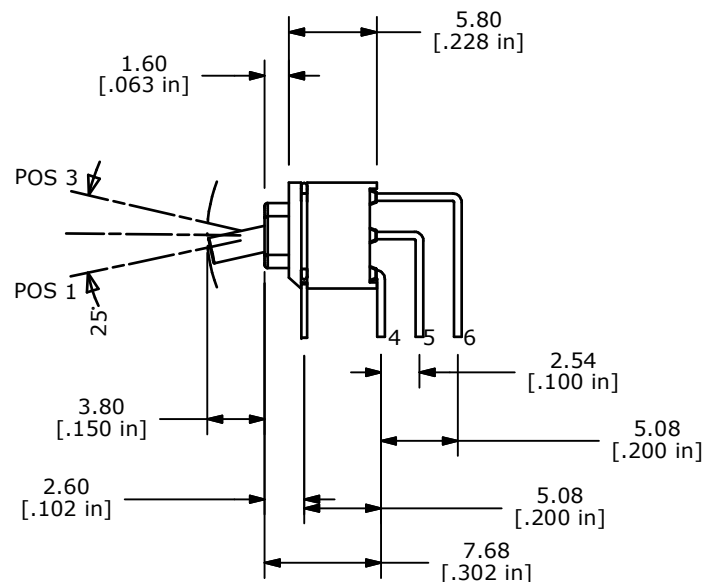
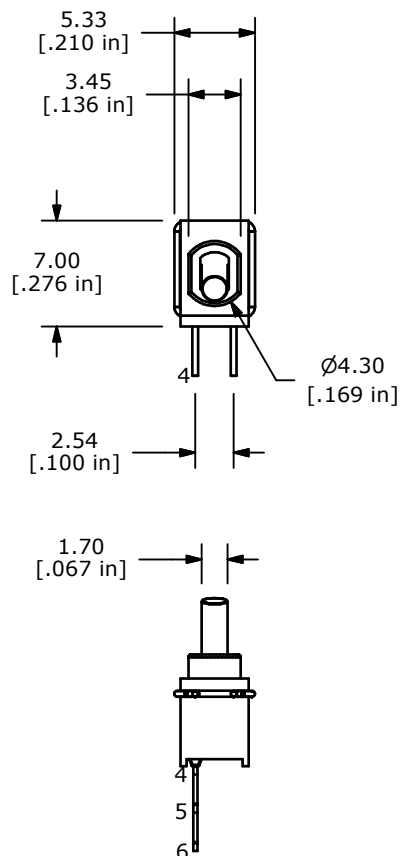
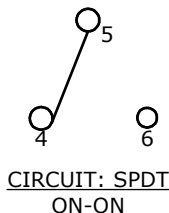


SWITCH FUNCTION		
POS. 1	POS. 2	POS. 3
ON	NONE	ON
5-6	N/A	5-4



NOTE:

1. ALL DIMENSIONS IN MM [INCH]
2. GENERAL TOLERANCE: X.X=±0.4
X.XX=±0.25
3. TERMINAL NUMBERS FOR REF ONLY
4. STATIONARY CONTACTS: COPPER ALLOY W/ GOLD PLATING
5. MOVING CONTACT: COPPER ALLOY W/ GOLD PLATING (C)
6. RATING: 0.4 VA max. @ 20V AC OR DC max.
7. CONTACT RESISTANCE: <100 MILLI-OHM
8. MECHANICAL LIFE: 40,000 MAKE-AND-BREAK CYCLES.
9. INSULATION RESISTANCE: 500 MEGA-OHM min. (B)
10. DIELECTRIC STRENGTH: 500 V RMS @SEA LEVEL.
11. OPERATING TEMP.: -30°C to 85°C
12. DENOTES CRITICAL PARAMETER.
13. SEAL RATING: IP67
14. 2002/95/EC (ROHS) COMPLIANT

E	21332	REMOVE PACKAGING NOTE	12/17/13	EBP
D	20906	TRAY WAS TUBE	12/4/12	EBP
C	19606	UPDATE PLATING NOTE	01/20/11	BMA
B	19368	CORRECT INSULATION NOTE	10/20/10	BMA
A	19141	New Release	6/15/10	rc
REV	PCR NO	DESCRIPTION	DATE	BY



TITLE 200USP1T1A1M7RE

SCALE	DATE	DR	DWG	REV
2:1	2/16/2010	RC	T250002	E

THE INFORMATION CONTAINED IN THIS DOCUMENT IS PROPRIETARY TO E-SWITCH AND IS NOT TO BE COPIED OR TRANSFERRED