




CFM150M SERIES

150W MEDICAL OPEN FRAME AC-DC MODULES WITH PFC



Features

- * Universal Input Range 90 ~ 264VAC
- * Meets EN60601-1 and EN55011 Class B
- * 3"x 5" Compact Size
- * Less than 1 U high : 1.05"
- * Industry Standard Pin Out
- * Active PFC Meets EN61000-3-2
- * High Efficiency up to 92%
- * Meets CISPR/FCC Class B
- * Remote Voltage Sense
- * Over Voltage Protection
- * Continuous Short Circuit Protection
- * No load Power Consumption<0.5W



MODEL	OUTPUT VOLTAGE	MAX. LOAD	MIN. LOAD	RIPPLE & NOISE	VOLTAGE ACCURACY	LINE REGULATION	LOAD REGULATION	% EFF. (Typ.)
CFM150M120	12V	12.5A	0A	1%	±1%	±0.5%	±1%	90%
CFM150M240	24V	6.25A	0A	1%	±1%	±0.5%	±1%	92%
CFM150M360	36V	4.17A	0A	1%	±1%	±0.5%	±1%	93%
CFM150M480	48V	3.13A	0A	1%	±1%	±0.5%	±1%	93%

Specifications

INPUT SPECIFICATIONS:

Voltage 90~264Vac
 Frequency 47 to 63Hz
 Inrush Current 110A max. @240Vac
 Leakage Current 300uA max.

OUTPUT SPECIFICATIONS:

Holdup Time 16ms typ.
 Short Circuit Protection Hiccup mode(Auto Recovery)
 Adjustment Range on Vout $\pm 5\%$
 Over Voltage Protection Recycle AC input to restart
 Temperature Coefficient $\pm 0.05\%/^{\circ}\text{C}$

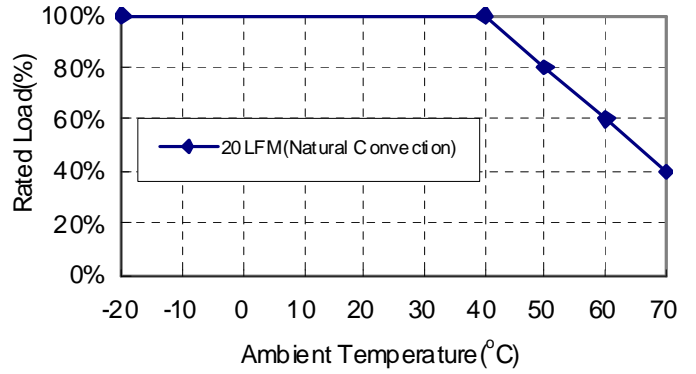
GENERAL SPECIFICATIONS:

Isolation Input to output = 5,656VDC
 Operating Temperature $-20^{\circ}\text{C} \sim 70^{\circ}\text{C}$ (see Derating Curve)
 Storage Temperature $-20 \sim 85^{\circ}\text{C}$
 Humidity 93% RH max. Non condensing
 Cooling Natural Convection
 Switching Frequency 90KHz Typical.
 MTBF MIL-HDBK-217F, GB, $25^{\circ}\text{C}/115\text{VAC}$ 100K hrs min.
 Altitude 3000m
 Dimensions 5.000x3.000x1.050inches (127.00x76.20x26.67mm)
 Weight 270g (0.6Pounds)

SAFETY AND EMC:

Emission and Immunity EN55011 Class B, FCC Part 15 Class B
 EN60601-1-2, EN61000-3-2 Class A, B, C, D, EN61000-3-3
 Safety IEC60601-1, EN60601-1, UL60601-1

CFM150M Series Derating Curve

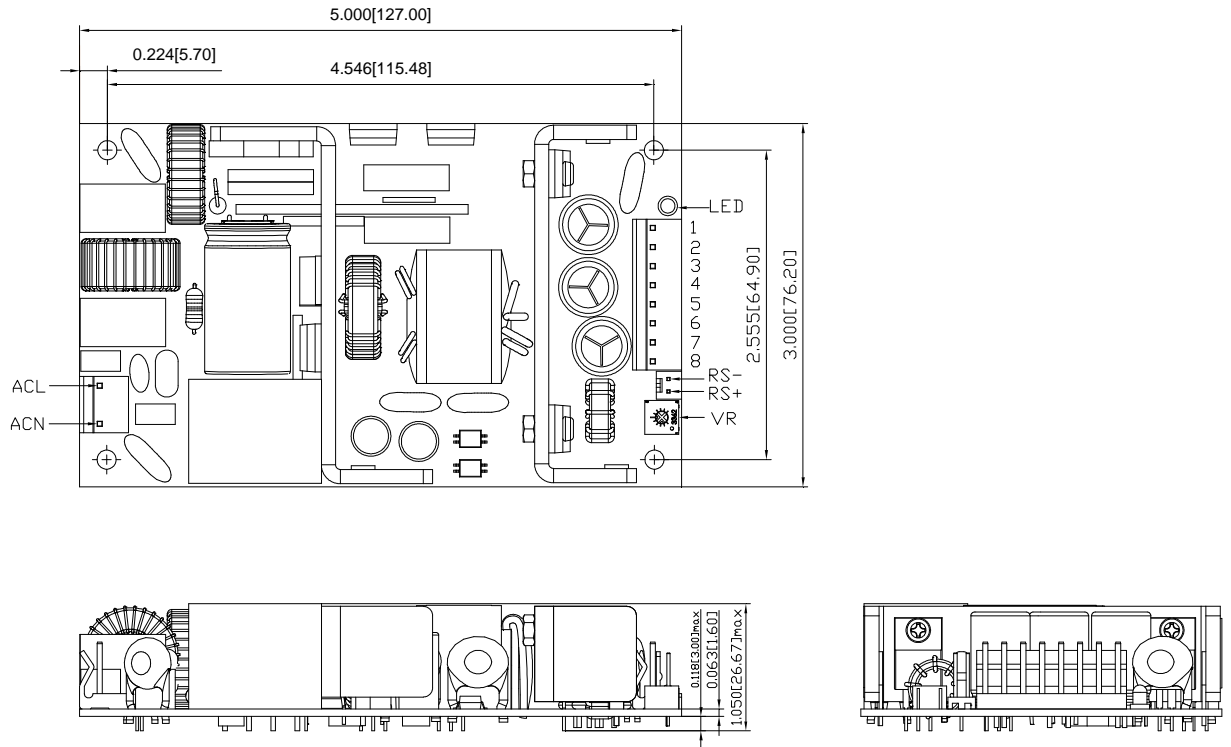


NOTE:

1. CFM150M: Add a 0.1uF ceramic capacitor and 10uF E.L. capacitor to output for Ripple & Noise measuring @20MHz BW.
2. Line regulation is measured from High Line to Low Line with full load.
3. Load regulation is measured from Full to 10% load.
4. Connectors: AC input: Molex 5277 or equivalent
DC output: Molex 5273 or equivalent
5. DC output pin 1, 2, 3, 4: Vout (-), DC output pin 5, 6, 7, 8: Vout (+)

CFM150M Series

All Dimensions are in inches[mm]
 Tolerances : Inches : x.xxx \pm 0.02
 Millimeters : x.xx \pm 0.5



Typical at 25°C , nominal line and 75% load, unless otherwise Specified