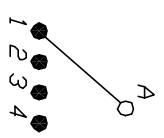
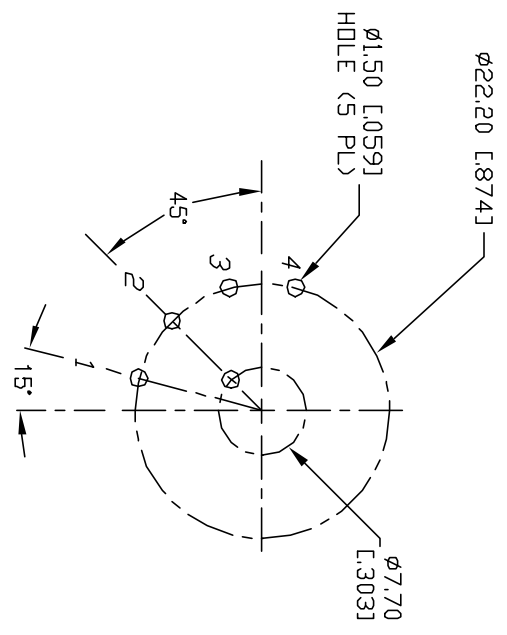


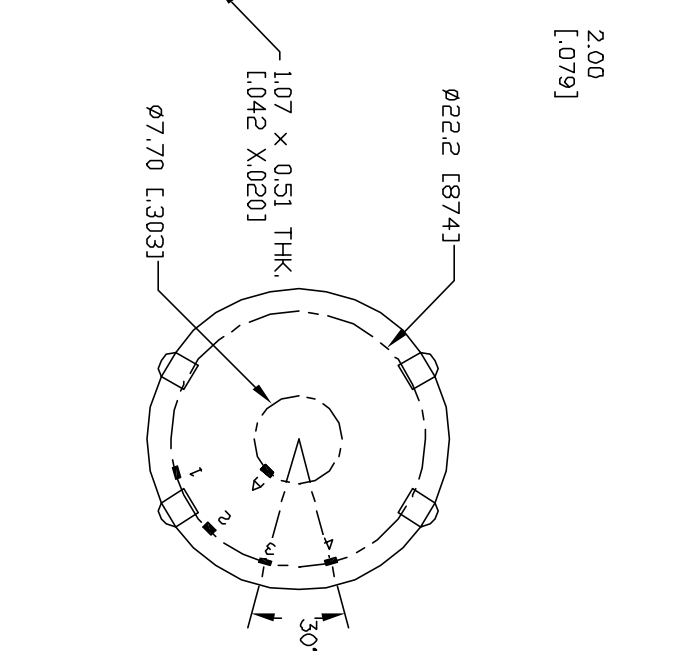
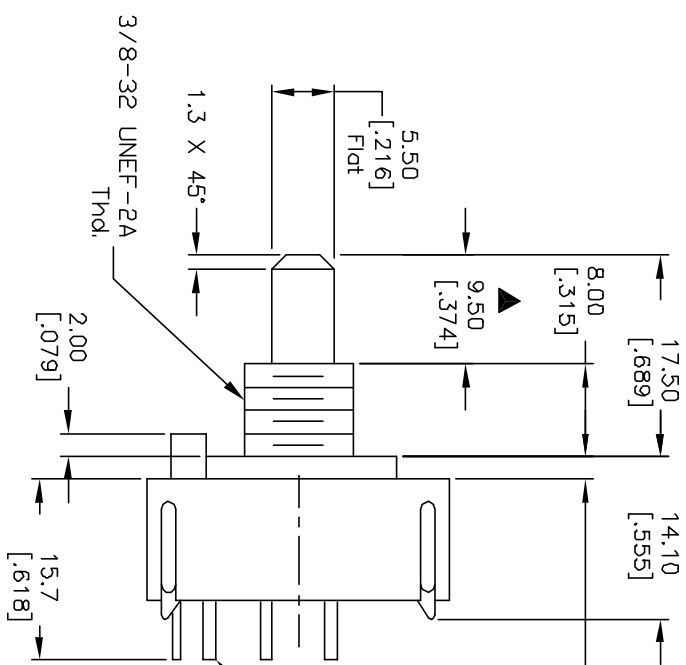
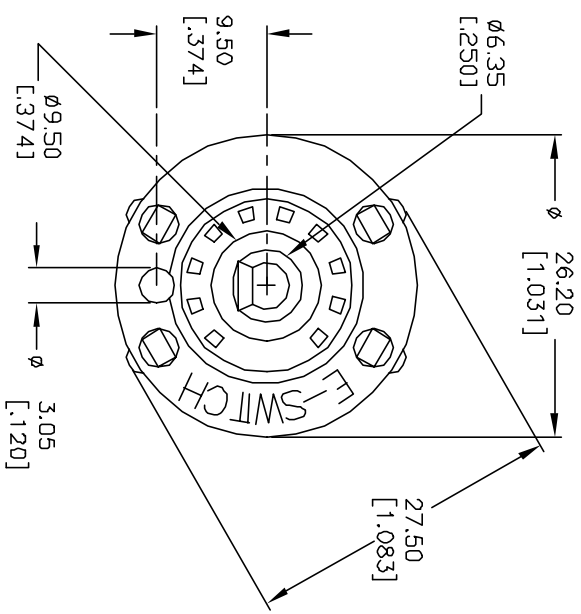
- NOTES:
1. ALL DIMENSION IN MM [INCH]
 2. GENERAL TOLERANCE: X.X=±0.4
X.XX=±0.25
 3. TERM. NOS. FOR REF. ONLY
 4. CONTACT RATING SWITCHING: 150mA, 250V AC/DC
350mA, 110V AC/DC
 5. OPERATING FORCE: 425±100 CM/STANDARD
 6. OPERATING TEMP: -30° to 85°C
 7. CIRCUIT SP: 4 POSITIONS, 30° INDEX.
 8. DESIGNATE MAJOR DIMENSIONS
 9. LOCK NUT AND WASHER NOT SHOWN.



CONTACT CONFIGURATION (BBM)



RECOMMENDED P.C.B. LAYOUT



E-SWITCH®

REV. A		11272		RELEASED FOR PRODUCTION		3/2/01		CJB	
REV. ECN No.		11272		DESCRIPTION		DATE		CHKD	
TITLE: KC-14-E-01-N-P-S SCALE: 1.5:1 DATE: 3/2/01 DR: CJB DWG: G527534 REV: A									
THE INFORMATION CONTAINED IN THIS DOCUMENT IS PROPRIETARY TO E-SWITCH AND IS NOT TO BE COPIED OR TRANSFERRED									