

RoHS Compliant Product  
 A suffix of "-C" specifies halogen & lead-free

**FEATURES**

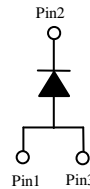
- Low forward voltage drop
- High current capability
- High reliability
- High surge current capability
- Epitaxial construction

**MECHANICAL DATA**

- Case: Molded plastic
- Epoxy: UL94V-0 rate flame retardant
- Lead: Lead solderable per MIL-STD-202 method 208 guaranteed
- Polarity: As Marked
- Mounting position: Any

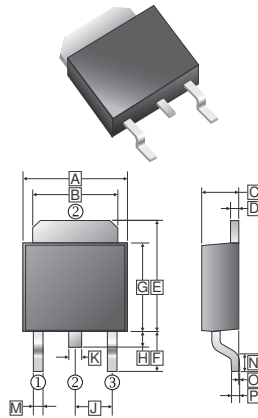
**PACKAGE INFORMATION**

Package	MPQ	Leader Size
TO-252	2.5K	13 inch



Configuration

**TO-252(D-PACK)**



REF.	Millimeter		REF.	Millimeter	
	Min.	Max.		Min.	Max.
A	6.35	6.90	J	2.30	REF.
B	4.95	5.50	K	0.64	1.14
C	2.10	2.50	M	0.50	1.14
D	0.43	0.9	N	1.3	1.8
E	6.0	7.5	O	0	0.13
F	2.80	REF.	P	0.58	REF.
G	5.40	6.40			
H	0.60	1.20			

**MAXIMUM RATINGS**

(Rating 25°C ambient temperature unless otherwise specified. Single phase half wave, 60Hz, resistive or inductive load.  
 For capacitive load, de-rate current by 20%.)

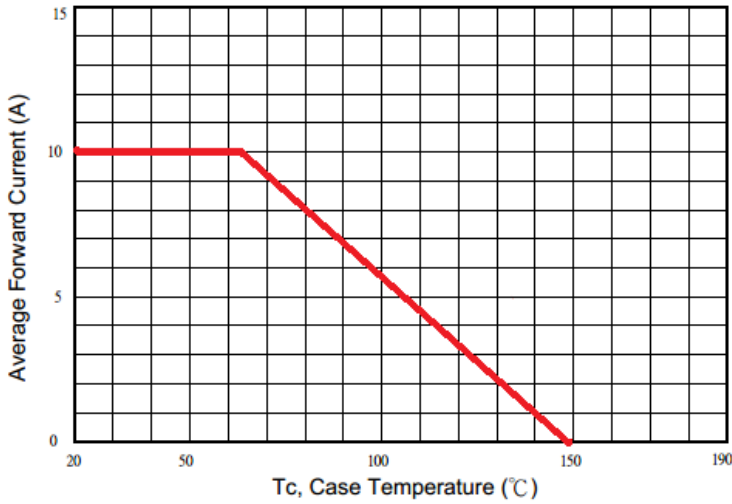
PARAMETER	SYMBOL	RATING	UNIT
Maximum Repetitive Peak Reverse Voltage	$V_{RRM}$	100	V
Maximum RMS Voltage	$V_{RMS}$	70	V
Maximum DC Blocking Voltage	$V_{DC}$	100	V
Maximum Average Forward Rectified Current	$I_F$	10	A
Peak Forward Surge Current, 8.3 ms single half sine-wave superimposed on rated load	$I_{FSM}$	150	A
Maximum Instantaneous Forward Voltage @10A	$V_F$	$T_A=25^{\circ}C$	0.85
		$T_A=100^{\circ}C$	0.72
Maximum Reverse Current at Rated VRRM Per Diode <sup>2</sup>	$I_R$	$T_A=25^{\circ}C$	0.1
		$T_A=100^{\circ}C$	5
Typical Junction Capacitance <sup>1</sup>	$C_J$	580	pF
Voltage Rate Of Change	dv/dt	10000	V/us
Typical Thermal Resistance <sup>3</sup>	$R_{\theta JC}$	10	°C/W
Operating & Storage Temperature	$T_J, T_{STG}$	-55~150	°C

NOTES:

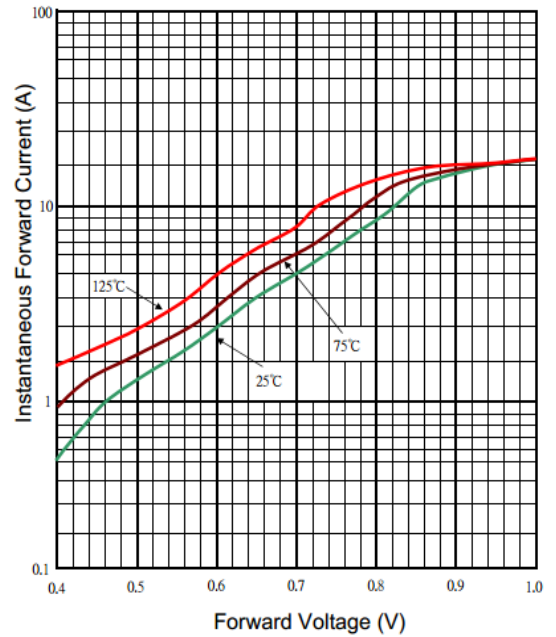
1. Measured at 1MHz and applied reverse voltage of 4.0V D.C..
2. Plus test: 300uS Pulse width, 2% duty cycle.
3. Thermal Resistance Junction to Case. FR4 Board Heat sink size: 10\*10\*0.2mm.

**RATINGS AND CHARACTERISTIC CURVES**

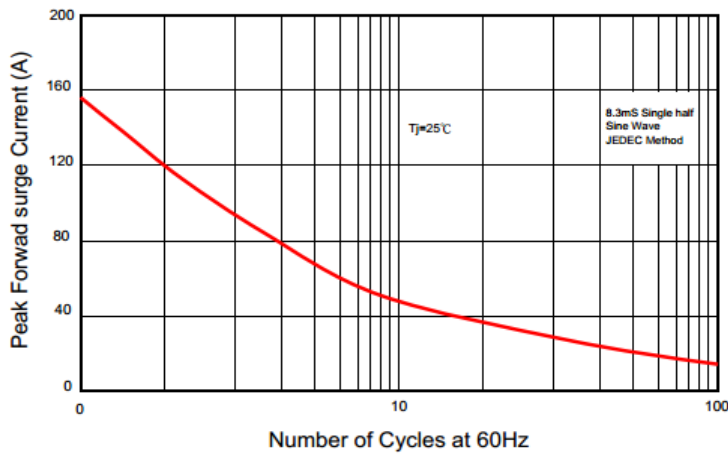
Typical Forward Current Derating Curve



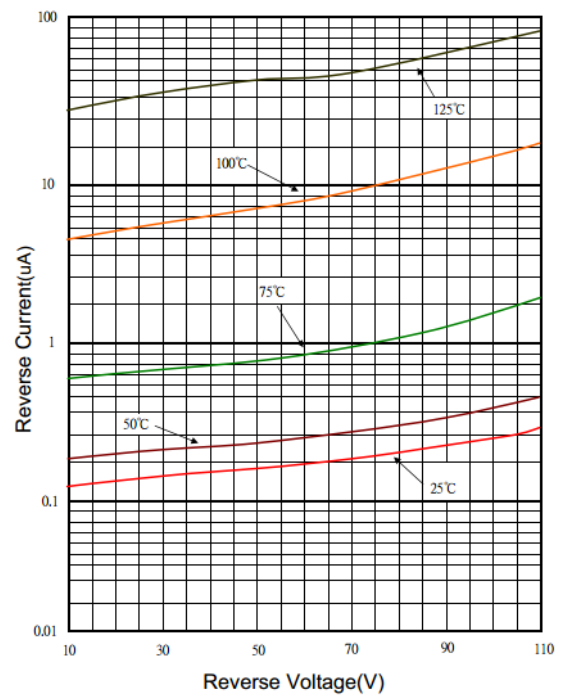
Typical Forward Characteristic



Maximum Non- Repetitive Forward Surge Current



Typical Reverse Characteristic



Typical Junction Capacitance

