

Monolithic Crystal Filters

70MHz UM-1 FAMILY

STANDARD THROUGH-HOLE MCF

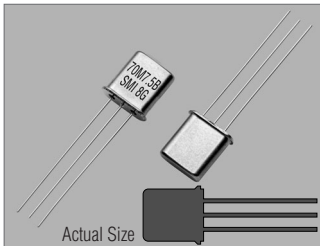
STANDARD SPECIFICATIONS

Part number	Nominal Frequency f_0	Passband min.		Stopband max.		Attenuation Guaranteed min.		Ripple max.	Loss max.	Terminating Impedance	Coupling Capacitor	Operating Temperature	No. of Pole
	(MHz)	(dB)	(kHz)	(dB)	(kHz)	(dB)	(kHz)	(dB)	(dB)	(Ω //pF)	(pF)	($^{\circ}$ C)	
70M7.5A	70	3	± 3.75	10	± 12.5	35	+500 to +1000 -200 to -1000	1.0	2.0	2000//0	—	-30 to +80	2
70M7.5B	70	3	± 3.75	30	± 12.5	70	+500 to +1000 -200 to -1000	1.0	4.0	1800//0	0.5	-30 to +80	4 (2 pcs.)
70M12A	70	3	± 6.0	15	± 22.0	35	+500 to +1000 -200 to -1000	1.0	2.0	2000// -0.4	—	-30 to +80	2
70M12B	70	3	± 6.0	30	± 25.0	70	+500 to +1000 -200 to -1000	1.0	3.0	2000// -0.2	0	-30 to +80	4 (2 pcs.)
70M15A	70	3	± 7.5	15	± 30.0	35	+500 to +1000 -200 to -1000	1.0	2.0	2000// -0.9	—	-30 to +80	2
70M15B	70	3	± 7.5	25	± 25.0	70	+500 to +1000 -200 to -1000	1.0	3.0	2000// -0.4	-0.5	-30 to +80	4 (2 pcs.)
70M20A	70	3	± 10.0	15	± 40.0	35	+500 to +1000 -200 to -1000	1.0	2.0	2500// -0.1	—	-30 to +80	2
70M20B	70	3	± 10.0	35	± 40.0	70	+500 to +1000 -200 to -1000	1.0	3.0	2500// -0.4	-1.0	-30 to +80	4 (2 pcs.)
70M30A	70	3	± 15.0	15	± 60.0	35	+500 to +1000 -200 to -1000	1.0	2.0	4000// -0.7	—	-30 to +80	2
70M30B	70	3	± 15.0	30	± 60.0	70	+500 to +1000 -200 to -1000	1.0	2.0	4000// -0.8	-1.1	-30 to +80	4 (2 pcs.)
P/N	Contact us for other frequencies or other specifications												

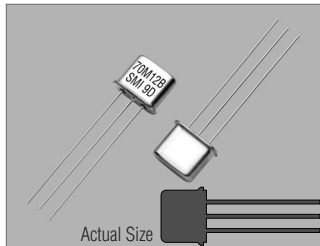
PACKAGE DATA

Item	Package	UM-1 / 8H	UM-1 / 6H	UM-1 / 4H
		UM-1S / 8H	UM-1S / 6H	UM-1S / 4H
Cover		Metal	Metal	Metal
Base		Metal	Metal	Metal
Sealing		Resistance weld	Resistance weld	Resistance weld
Terminal lead		Alloy (FeNiCo)	Alloy (FeNiCo)	Alloy (FeNiCo)
Terminal lead plating		Gold	Gold	Gold
RoHS		Compliant (Pb-free)	Compliant (Pb-free)	Compliant (Pb-free)

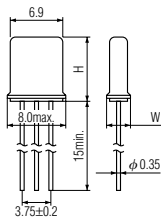
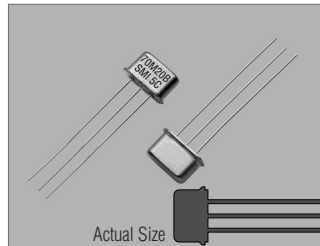
UM-1/8H & UM-1S/8H



UM-1/6H & UM-1S/6H



UM-1/4H & UM-1S/4H



Package	H	W
UM-1/8H	8.0max.	3.0 \pm 0.2
UM-1/6H	6.0max.	3.0 \pm 0.2
UM-1/4H	4.5max.	3.0 \pm 0.2

Package	H	W
UM-1S/8H	8.0max.	2.5 \pm 0.2
UM-1S/6H	6.0max.	2.5 \pm 0.2
UM-1S/4H	4.5max.	2.5 \pm 0.2

