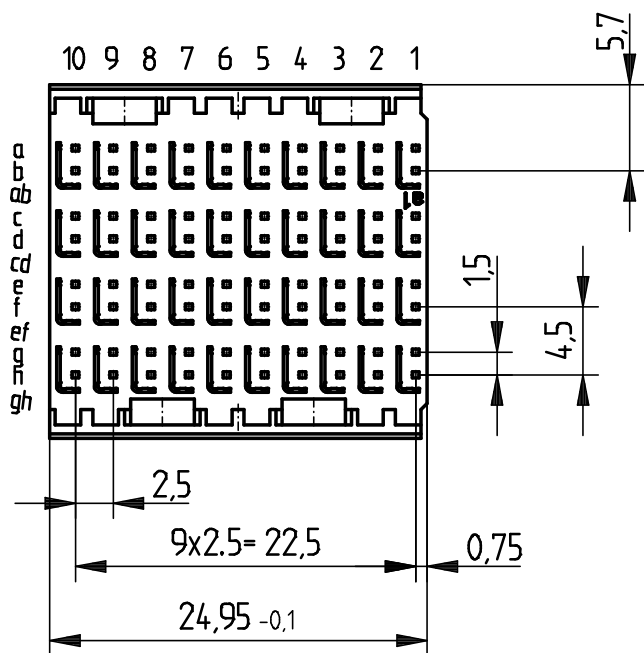
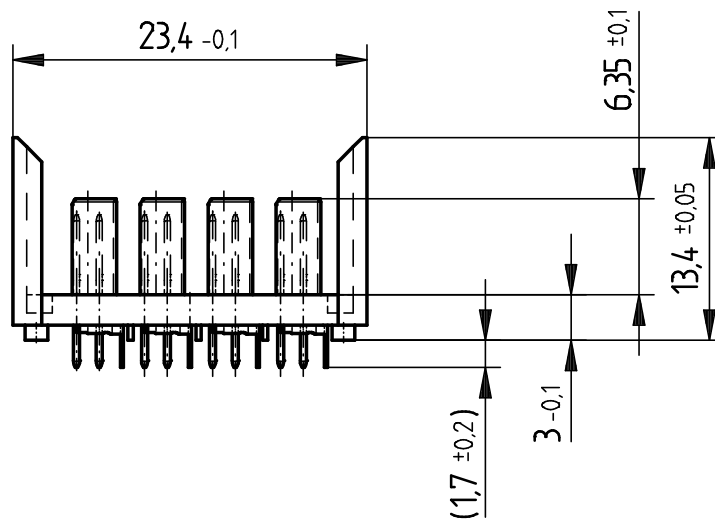
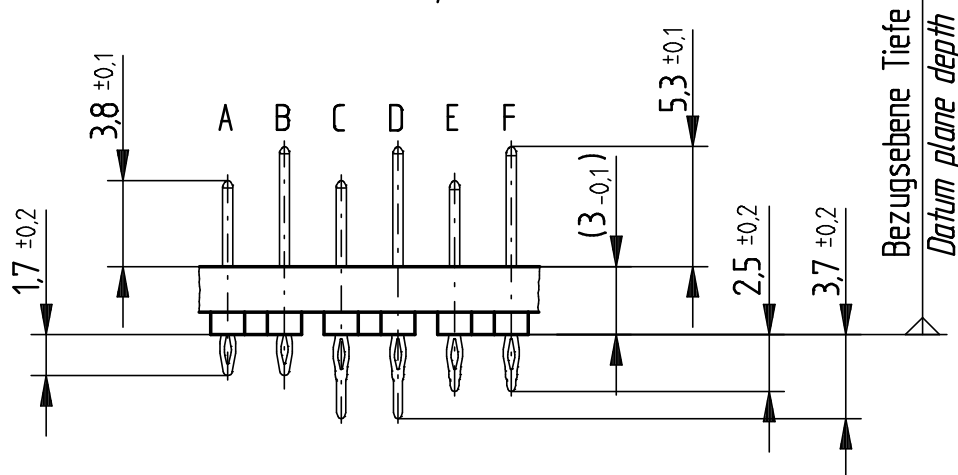


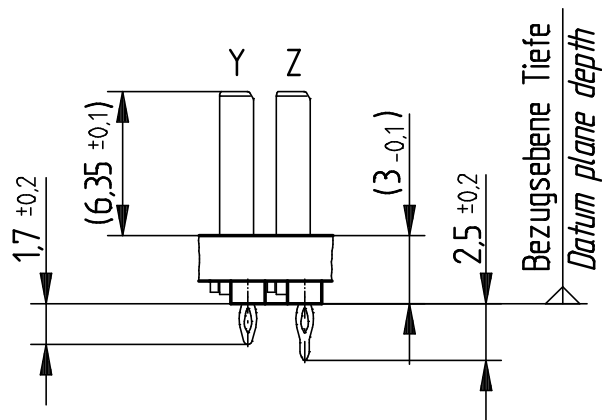
EN-Zone für durchkontaktierte Löcher  $\varnothing 0.6 \pm 0.05$   
 compliant zone for through hole  $\varnothing 0.6 \pm 0.05$



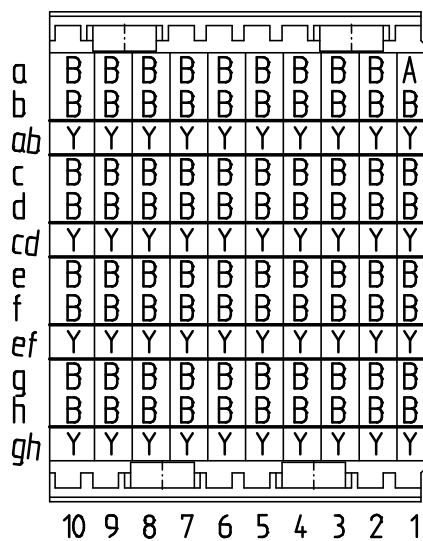
Kontaktversionen, Messerkontakte  
 Contact Selection Options, Male Contacts



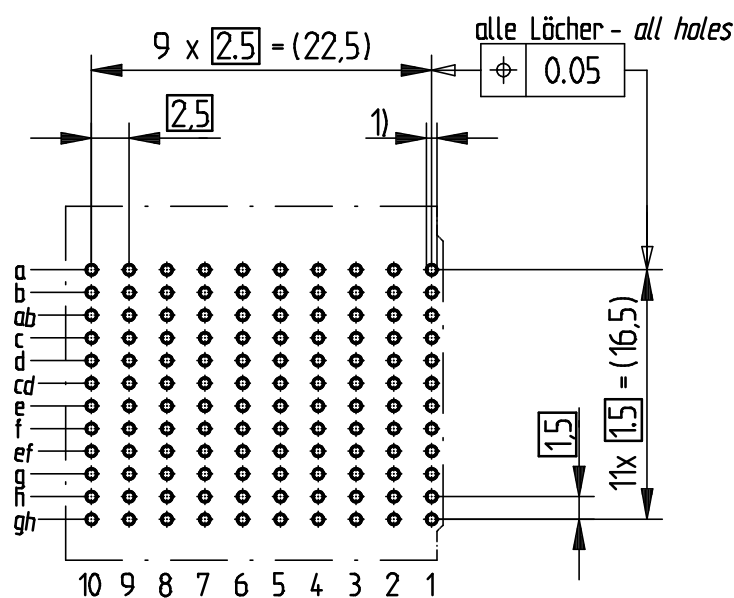
Kontaktversionen, Schirmmesser  
 Contact Selection Options, Shielding Contacts



Bestückungsplan - contact layout



Lochbild für Leiterplatte Board hole pattern  
 (Bestückungsseite) (Component mounting side)



1)  $\varnothing 0.6 \pm 0.05$  Durchmesser des metallisierten Loches  
 $\varnothing 0.6 \pm 0.05$  Diameter of finished plated-through hole

$\varnothing 0.7 \pm 0.02$  Bohrungsdurchmesser des Loches  
 $\varnothing 0.7 \pm 0.02$  Diameter of drilled hole

Schichtaufbau im metallisierten Loch  
 siehe Zeichnung 114406

Metal plating of plated-through hole  
 see drawing 114406

Consider protection memo from DIN 34	Information: A + B + Y siehe Bestückungsplan / see contact layout Anforderungsstufe 2 / class 2		Tolerances		Scale	2:1
	All rights reserved. Only for information. To insure that this is the latest version of this drawing, please contact one of the ERNI companies before using.		Subject to modification without prior notice. Drawing will not be updated.		Designation ERmetZD Messerleiste 4-10 ERmetZD Male Connector 4-10	
	a	30.01.2012		www.ERNI.com	100100720001	K
Index	Date	H:00068714.SZA		ERMZD		