

Silicon NPN Power Transistors

2SC4706

DESCRIPTION

- With TO-3PN package
- High voltage switching transistor

APPLICATIONS

- For switching regulator and general purpose applications

PINNING

PIN	DESCRIPTION
1	Base
2	Collector;connected to mounting base
3	Emitter

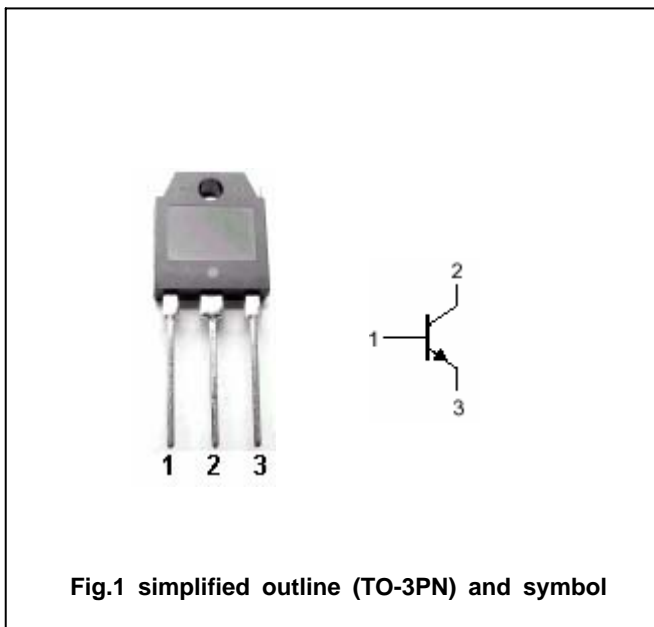


Fig.1 simplified outline (TO-3PN) and symbol

Absolute maximum ratings(Ta=)

SYMBOL	PARAMETER	CONDITIONS	VALUE	UNIT
V_{CBO}	Collector-base voltage	Open emitter	900	V
V_{CEO}	Collector-emitter voltage	Open base	600	V
V_{EBO}	Emitter-base voltage	Open collector	7	V
I_C	Collector current		14	A
I_{CM}	Collector current-peak		28	A
I_B	Base current		7	A
P_C	Collector power dissipation	$T_C=25$	130	W
T_j	Junction temperature		150	
T_{stg}	Storage temperature		-55~150	

Silicon NPN Power Transistors

2SC4706

CHARACTERISTICS

T_j=25 unless otherwise specified

SYMBOL	PARAMETER	CONDITIONS	MIN	TYP.	MAX	UNIT
V _{(BR)CEO}	Collector-emitter breakdown voltage	I _C =10mA ; I _B =0	600			V
I _{CBO}	Collector cut-off current	V _{CB} =800V; I _E =0			0.1	mA
I _{EBO}	Emitter cut-off current	V _{EB} =7V; I _C =0			0.1	mA
h _{FE}	DC current gain	I _C =7A ; V _{CE} =4V	10		25	
V _{CE(sat)}	Collector-emitter saturation voltage	I _C =7A ; I _B =1.4A			0.5	V
V _{BE(sat)}	Base-emitter saturation voltage	I _C =7A ; I _B =1.4A			1.2	V
f _T	Transition frequency	V _{CE} =12V; I _E =-1.5A		6		MHz
C _{OB}	Collector output capacitance	V _{CB} =10V; f=1MHz		160		pF

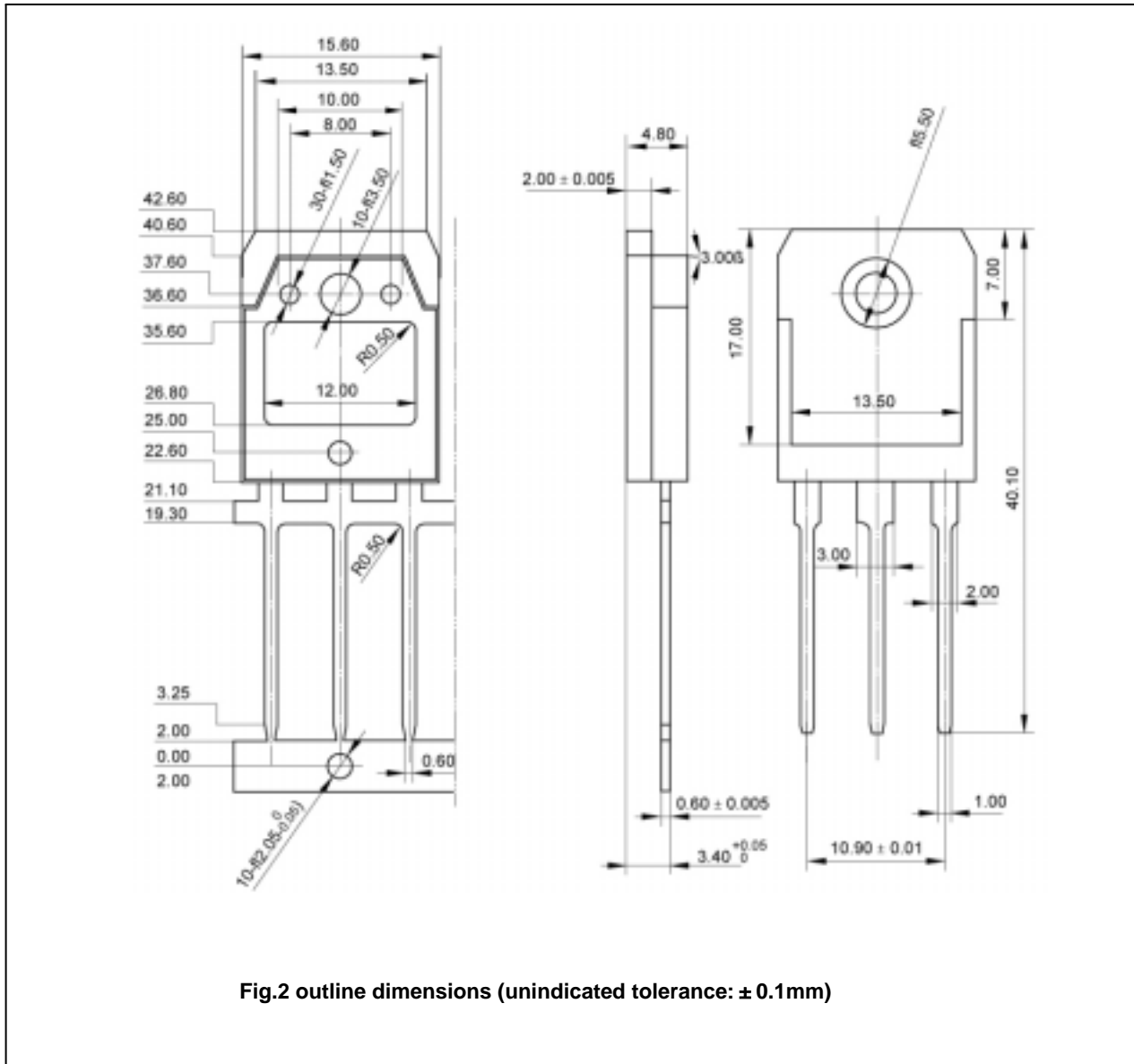
Switching times

t _{on}	Turn-on time	I _C =7A; R _L =35.7 I _{B1} =1.05A; I _{B2} =-3.5A V _{CC} =250V			1.0	μs
t _s	Storage time				5.0	μs
t _f	Fall time				0.7	μs

Silicon NPN Power Transistors

2SC4706

PACKAGE OUTLINE



Silicon NPN Power Transistors

2SC4706

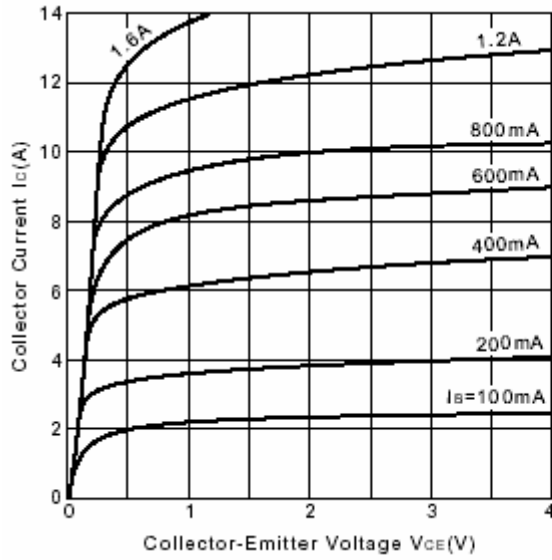


Fig.3 Static Characteristic

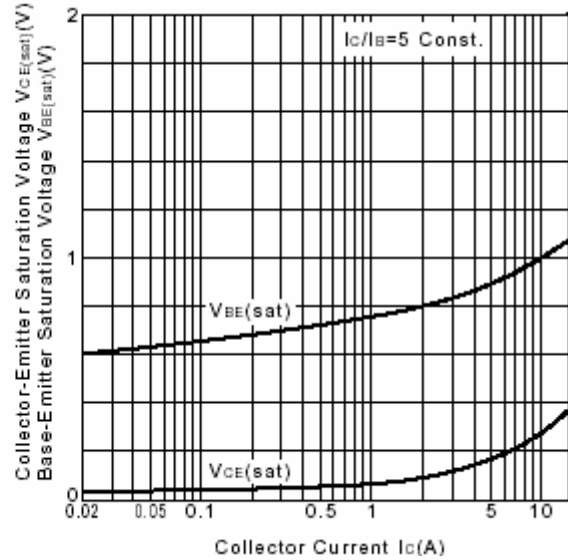


Fig.4 Base-Emmitter Saturation Voltage
Collector-Emmitter Saturation Voltage

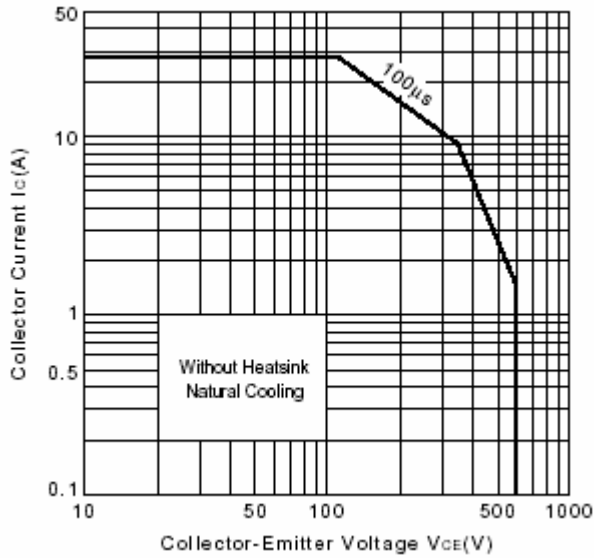


Fig.5 Safe Operating Area

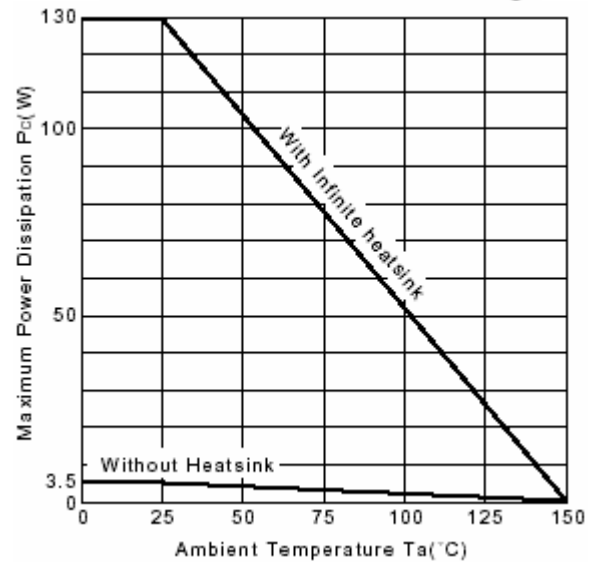


Fig.6 Pc-Ta Derating

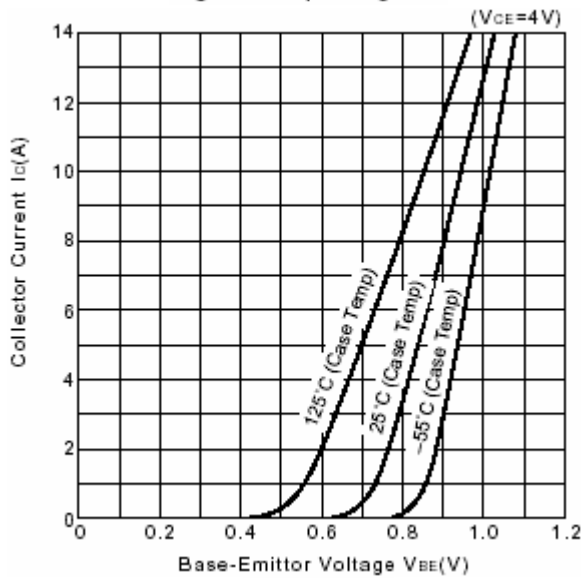


Fig.7 $I_c - V_{BE}$

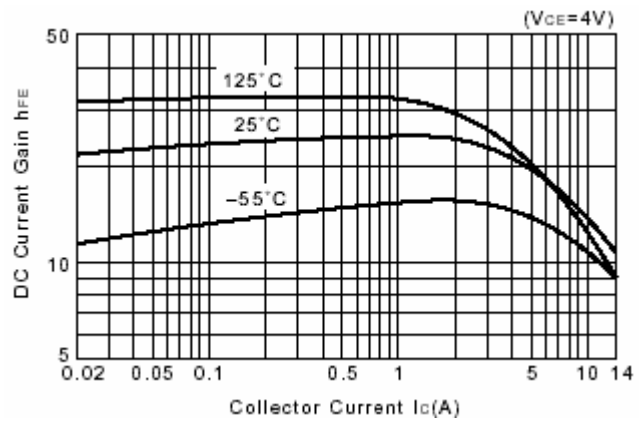


Fig.8 DC current Gain