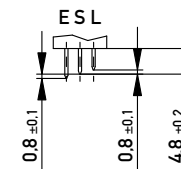
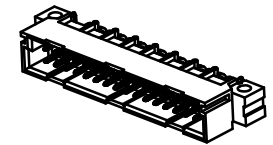
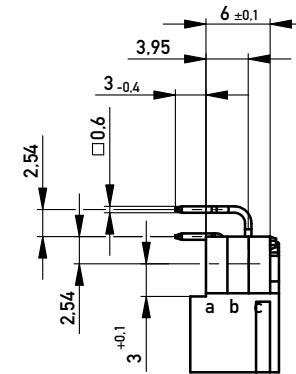
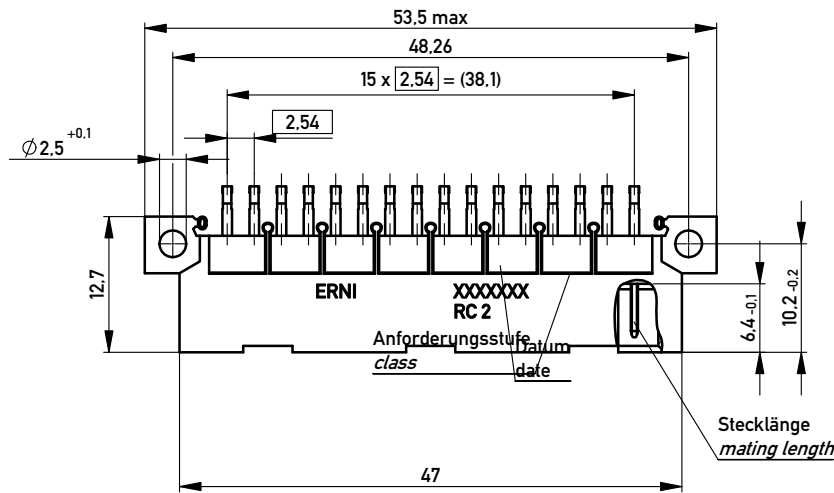


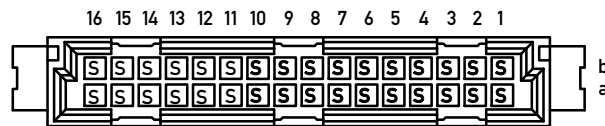
Stecklänge / mating length



E = early mate, late break / voreilend  
 S = standard  
 L = late mate, early break / nacheilend

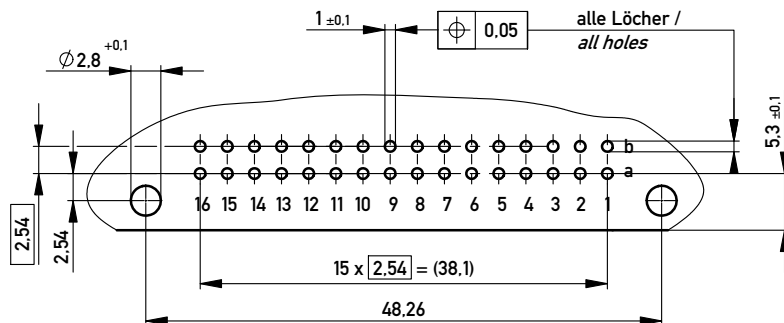


Bestückungsplan / contact layout



Lötanschluss 0,6x0,6mm / solder terminal 0,6x0,6mm  
 Isolierwerkstoff / housing material : PBT GF 30  
 Bauart 4 / type 4  
 Anforderungsstufe 2 = 400 Steckzyklen / performance class 2 = 400 mating cycles  
 Fehlende Maße und Angaben nach IEC 60 603-2 / DIN EN 60 603-2  
 Missing information and dimensions per IEC 60 603-2 / DIN EN 60 603-2

Leiterplatten- Lochbild / PCB drillhole pattern



Bedruckung siehe Zeichnung 294905  
 marking see drawing 294905

Information:		Tolerances	All Dimensions in mm	Scale 2:1
All rights reserved. Only for Information. To ensure that this is the latest version of this drawing, please contact one of the ERNI companies before using.		Subject to modification without prior notice. Drawing will not be updated.		Designation <b>Messerleiste B/2 32 Löt</b> <b>Male Connector B/2 32 solder</b>
- 16.07.2009		www.ERNI.com		<b>384265</b>
Index	Date	Class		STVB/2
				I A3

Copyright by ERNI GmbH. Proprietary notice pursuant to ISO 16016 to be observed.