

## Features

- >Glass passiated junction
- >RoHS compliant
- >Bi-directional or Un-directional
- >Very Low Clamping Voltage
- >High Temperature soldering:260°C/10 seconds at terminals
- >High current transient suppressor
- >Epoxy Encapsulated
- >Sharp Breakdown Voltage

## IEC COMPATIBILITY

- >IEC 6100-4-5(Lightning) 6KA(8/20μs)

## APPLICATIONS

- >Base station power
- >UPS
- >Communication power
- >Railway System
- >Power system



蓝宝宝浪涌抑制器  
Blue powder surge suppressor

## Package Dimensions

**PKG 058 C A X**

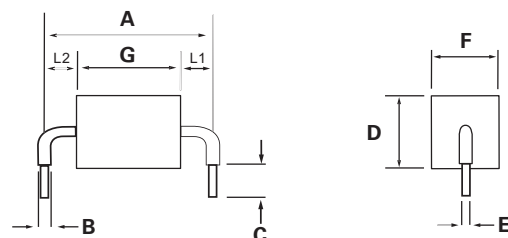
Series  
PKE:3KA  
PKG:6KA  
PKM:10KA  
PKN:15KA

Reverse  
stand-off  
voltage

Polarity  
C:Bi-polar  
A:Uni-polar

Package  
Default:No Lead  
A:16 mm  
B:24mm  
C:7.5mm

Internal  
code



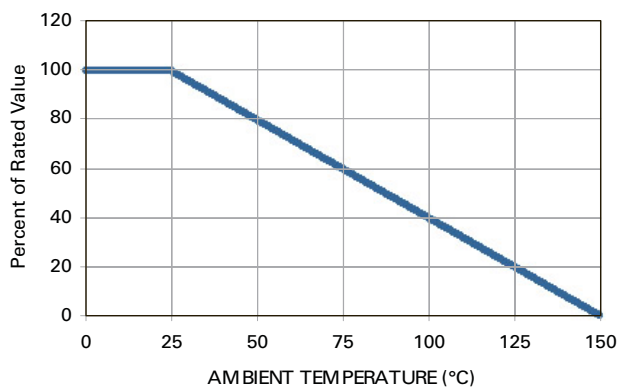
Type	A	B	C	D	E	F	G	L1,L2
A	16±0.5	3.2±0.5	20-6	11.8±0.5	1.2	11.8±0.5	5.5	6±2
B	24.5±0.5	3.2±0.5	20-6	11.8±0.5	1.2	11.8±0.5	3.5-16.5	16.5-3.5

Electrical Characteristics

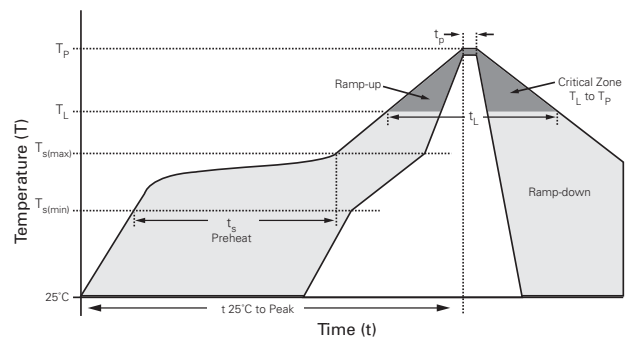
Part Numbers		Standoff Voltage(Vdc)Volts	Reverse Leakage	Breakdown Voltage(Vbr)@IT		Test Current IT	Max. Clamping Voltage Vcl@Ipp 8/20us		Package Type
UN	BI			Vrwm(V)	IR(uA)		Min.	max.	
PKG020AA	PKG020CA	20	20	22.2	24.5	10	38	6000	A or B
PKG022AA	PKG022CA	22	20	24.0	26.9	10	42	6000	A or B
PKG024AA	PKG024CA	24	20	26.7	29.5	10	45	6000	A or B
PKG030AA	PKG030CA	30	20	33.3	36.8	10	52	6000	A or B
PKG033AA	PKG033CA	33	20	36.7	40.6	10	58	6000	A or B
PKG036AA	PKG036CA	36	20	40.0	44.2	10	64	6000	A or B
PKG058AA	PKG058CA	58	20	64.4	71.2	10	110	6000	A or B
PKG066AA	PKG066CA	66	20	73.7	80.7	10	125	6000	A or B
PKG076AA	PKG076CA	76	20	85.0	95.0	10	138	6000	A or B
PKG170AB	PKG170CB	170	20	180.0	220.0	10	260	6000	B
PKG190AB	PKG190CB	190	20	200.0	245.0	10	290	6000	B
PKG240AB	PKG240CB	240	20	250.0	285.0	10	340	6000	B
PKG380AB	PKG380CB	380	20	401.0	443.0	10	520	6000	B
PKG430AB	PKG430CB	430	20	440.0	490.0	10	625	6000	B

Soldering Parameters

Power Derating Curve



Flow/Wave Soldering (Solder Dipping)



<b>Peak Temperature :</b>	265°C
<b>Dipping Time :</b>	10 seconds
<b>Soldering :</b>	1 time