155.0 MHz SAW Filter
Part Number 251929B

1. Features

- Typical 1dB bandwidth of 19.4 MHz
- High attenuation
- Single Ended Operation
- Dual In-line Package (DIP)

RoHS Compliant

Tested by SGS Testing Korea

2. Electrical Specifications

Source and Load Impedance = 50Ω

Room Temperature : +25℃		Minimum	Typical	Maximum
Center Frequency (fo)	MHz	-	155.0	-
Insertion Loss	dB	-	24.0	25.5
1dB Bandwidth	MHz	19.3	19.48	-
3dB Bandwidth	MHz	-	19.86	-
40dB Bandwidth	MHz	-	21.57	21.9
Amplitude Ripple	dB	-	0.6	1.0
Group Delay Variation	nsec	-	30	80
Absolute Delay	usec	-	1.71	-
Ultimate Rejection	dB	50	55	-
Temperature Coefficient of Frequency	ppm/℃	-	-72	-

D2012 Package Dimension

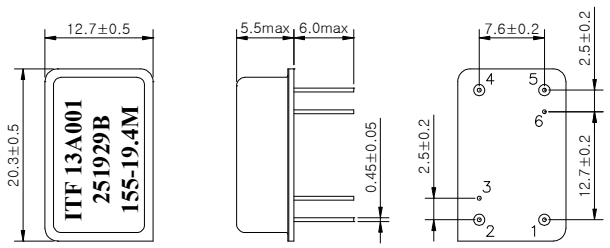

Dimensions shown are nominal in millimeters

Base : Fe(SPCC), Au plating over Ni plated
Cap : Cu & Cr Alloy, Ni Plated
Termination : Kovar, Au Plated

Matching Schematic

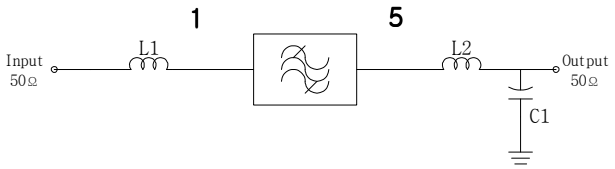

L1 = 33nH, L2 = 22nH, C1 = 39pF

Pin Configuration			
Input	**1**	**Ground**	**2,4**
Output	**5**	**Others**	**Ground**

I T F Co., Ltd.
102-901, Bucheon Technopark 364, Samjeong-Dong,
Ojeong-Gu, Bucheon-City,
Gyounggi-Do, Korea 421-809

Tel: 82-32-621-1213
Fax: 82-32-621-1218
http://www.itf.co.kr
sales@itf.co.kr

2013. 04. 01
Rev 1.0

3. Typical Performance (at +25℃)

1dB Bandwidth & Ripple

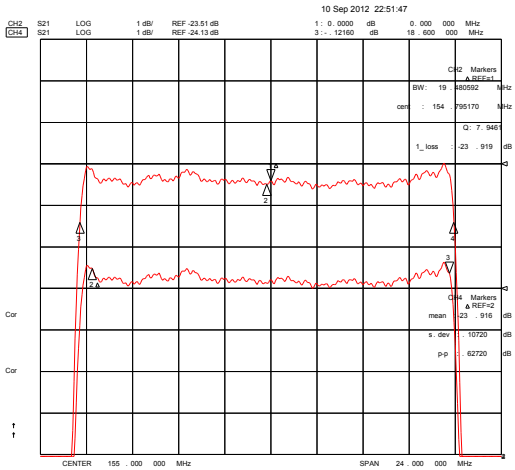

40dB Bandwidth

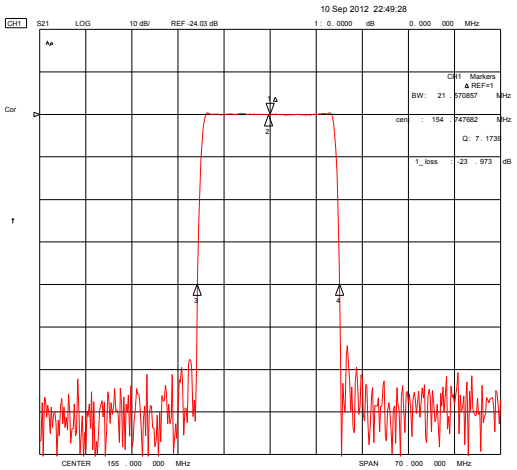

3dB Bandwidth & Group Delay

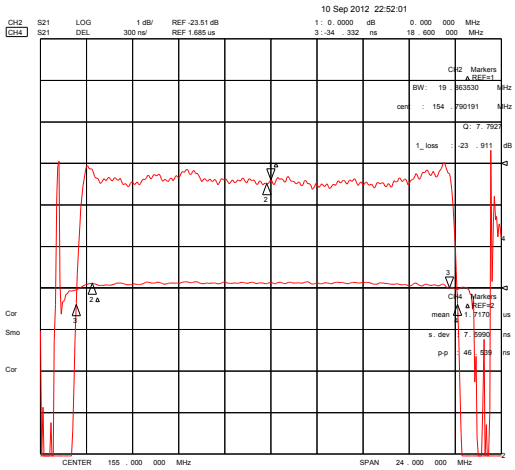

Smith Chart

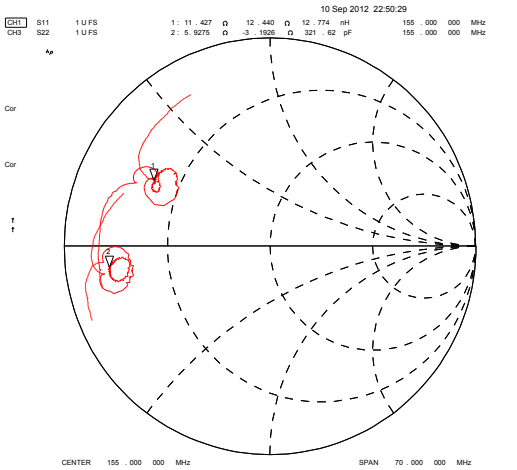

Wideband Properties

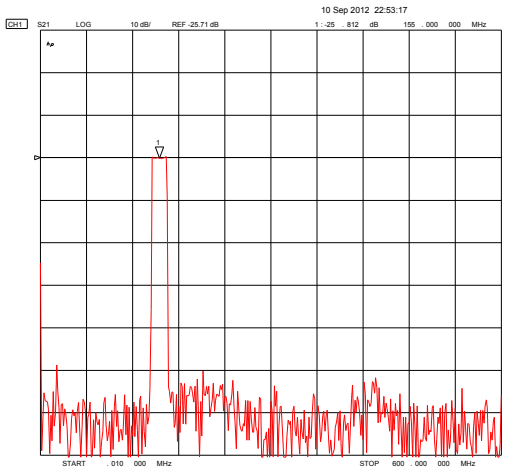
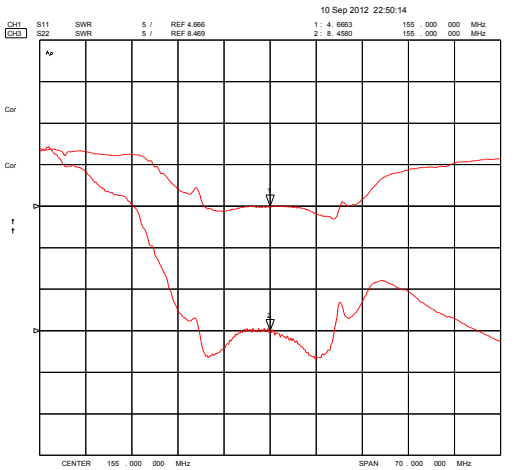
SWR(S11 & S22)