



PRODUCT SPECIFICATION

REV A January 2010


Oscilent Controlled Document

Ordering Code / Part Number	Product Description
805-RF325.3M-C	Wireless, RF SAW Filter

Specification Contents

- o Mechanical Dimensions
- o Test Circuit
- o Maximum Ratings
- o Electrical Specification
- o Frequency Performance

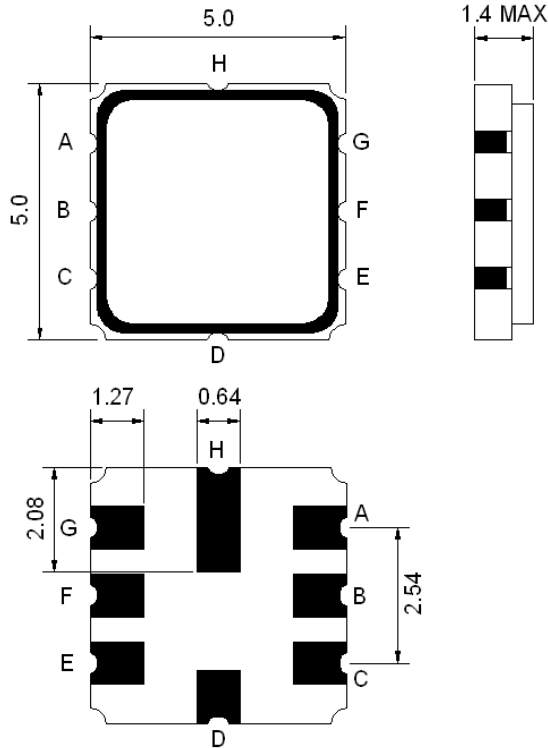
Notes

- o Electrostatic Sensitive Device (ESD) 
- o Avoid excessive ultrasonic exposure
- o Solderability compatible with JEDEC J-STD-020C Pb-free process, 260°C peak reflow temperature
- o This product complies with EU directive 2002/95/EC (RoHS compliance)



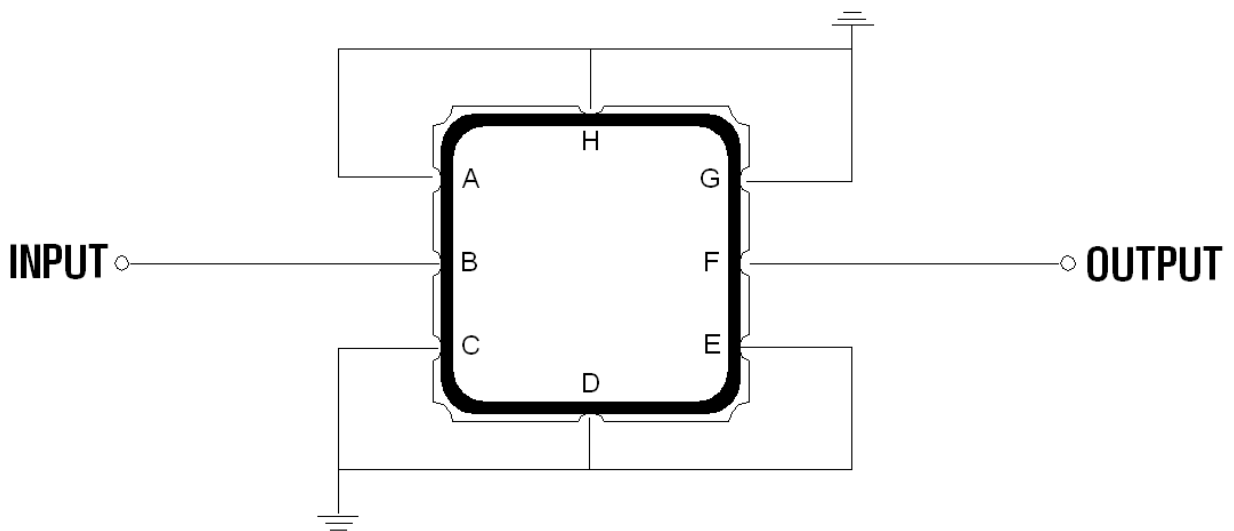


Mechanical Dimensions (mm)



Pin Description	
A, C, D, E, G, H	Ground
B	In
F	Out

Test Circuit



Source and Load Impedance: 50 Ω



Maximum Ratings

Parameters Description	Unit	Minimum	Typical	Maximum
Operating Temperature Range	°C	-40	-	+80
Storage Temperature Range	°C	-40	-	+85
Maximum DC Voltage	V	-	-	5
Maximum Input Power	dBm	-	-	10
Source Impedance (single ended) ⁽¹⁾	$\Omega//pF$	-	50	-
Load Impedance (single ended) ⁽¹⁾	$\Omega//pF$	-	50	-

Notes: No Matching Network

Electrical Specification

Parameters Description	Unit	Minimum	Typical	Maximum
Center Frequency (Fo)	MHz	-	325.0	-
Maximum Insertion Loss within 323.0 ~ 327.0 MHz	dB	-	2.0	3.5
Amplitude Ripple within 323.0 ~ 327.0 MHz	-	-	0.7	2.0
Attenuation:				
Fo-100.0 ~ Fo-20.0 MHz	dB	35	40	-
Fo+25.0 ~ Fo+100.0 MHz	dB	35	40	-



Frequency Performance

