



TA-I Technology Inc.

Approval Specification Sheet
for TAI026A

Document No

TAI026A

Issued date

2012/06/21

page

1 / 6

LED Circuit Board

Approval Specification Sheet for TAI026A

TA-I Technology Part Number: LCB05APTAI026A

Customer Approval:

Valid Date	Release Date	Version
Jun 21, 2012	Jun 21, 2012	TAI026A
Approved by	Checked by	Produced by

N0.26, LANE 470, NAN-SHAN Rd., SEC.2,LU-CHU HSIANG, TAOYUAN, TAIWAN, R. O. C.

TEL : 886-3-3246169 FAX : 886-3-3246167



TA-I Technology Inc.

Approval Specification Sheet for TAI026A

Document No

TAI026A

Issued date

2012/06/21

page

2 / 6

1. Specification :

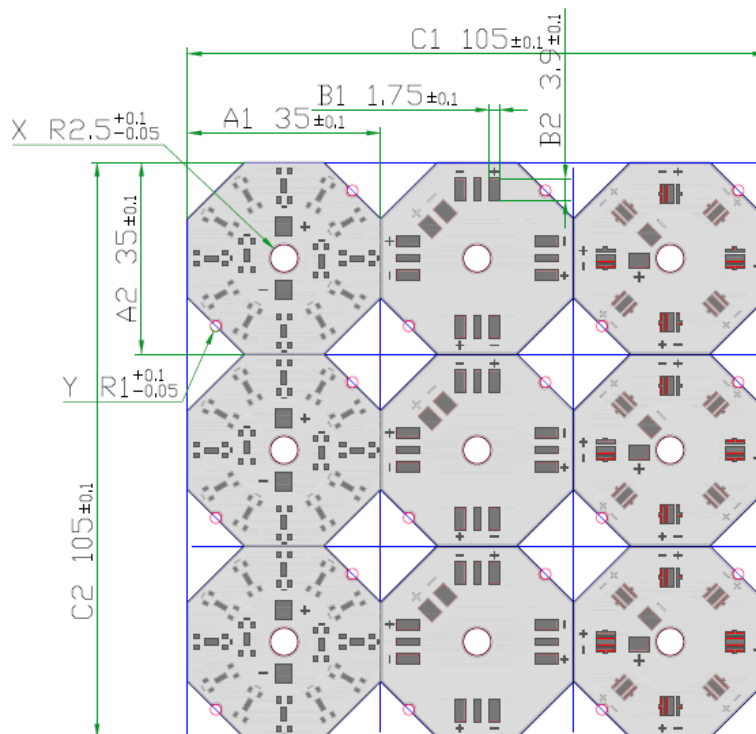
1.1 Substrate Dimension as shown in Table 1.

Table 1: The spec of Panel and Single Unit

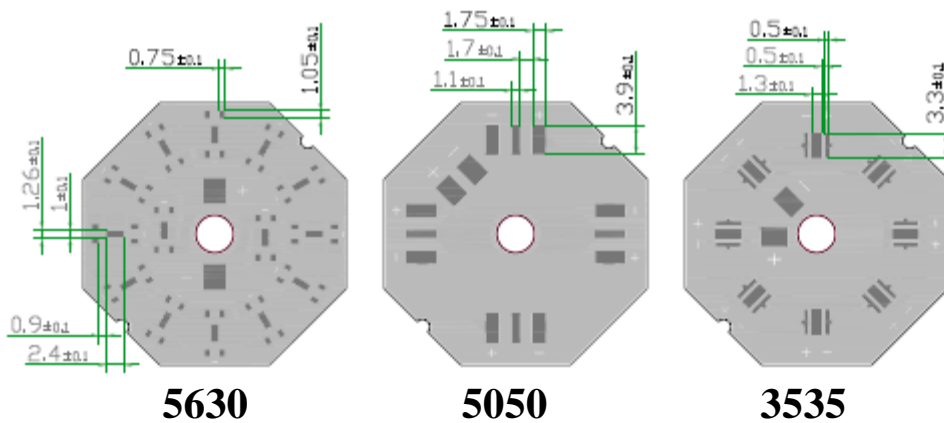
	Item	Spec
Single Unit	Length	105±0.1
	Width	105±0.1
	Thickness of substrate	0.635±0.06
	The total thickness	0.665±0.07

Unit: mm

1.2 Specification of Panel:



Unit: mm





TA-I Technology Inc.

Approval Specification Sheet
for TAI026A

Document No

TAI026A

Issued date

2012/06/21

page

3 / 6

2. Criteria of Visual Inspection:

2.1 Visual inspection

2.2 Test items are shown as below table.

2.3 Tool: CCD OM 15X

2.4 Definition of test areas:

No.	Item	Examine area	Specification	Schematic diagram
1	a)Depression b)Silver Point c)Protrusion d)Foreign Materials e)Contaminants	Single unit of front side	NG if ≥ 2 mm	
2	Pattern Inspection	Pattern of front side	The finish pattern shall per original drawing (above 95%).	



TA-I Technology Inc.

Approval Specification Sheet for TAI026A

Document No

TAI026A

Issued date

2012/06/21

page

4 / 6

3. Coating thickness test specification:

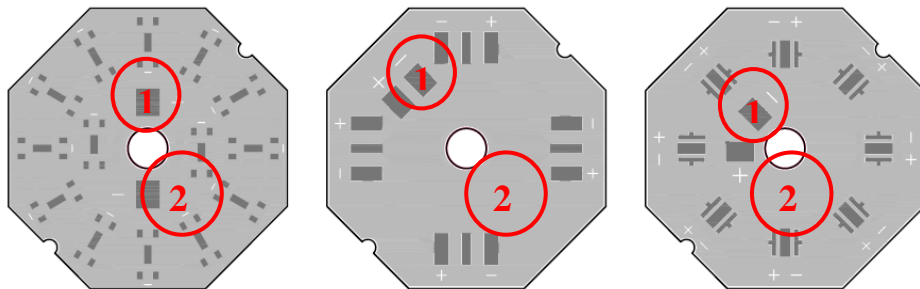
3.1 Using tools : Conductive paste thickness : 3 axis microscope
Solder mask thickness : 3 axis microscope

3.2 Measurement position:

Conductive paste thickness : Position 1
Solder mask thickness : Position 2

3.3 Inspect spec: (Three times average of measurement)

Conductive paste thickness : >10um
Solder mask thickness : 20 ±10 um





TA-I Technology Inc.

Approval Specification Sheet for TAI026A

Document No

TAI026A

Issued date

2012/06/21

page

5 / 6

4. Reliability test

No.	Item	Parameter	Specification
1	Solderability	1. Temp. : 235±5°C 2. Time : 5±1sec 3. solder bath composition : (Ag/Sn/Cu=3/96.5/ 0.5%)	● Coverage > 90%
2	Adhesion test	1. Temp. : RT 2. Tool : 3M-600 3. Time : adhesive 30 seconds 4. Angle : 180°	● The exterior must be no separate
3	Reflow	1. Temp. : 260°C 2. Times : 3 cycles	● No yellowing.



TA-I Technology Inc.

Approval Specification Sheet for TAI026A

Document No

TAI026A

Issued date

2012/06/21

page

6 / 6

5. Notices

(1) When inspection, packaging and handling:

Must wear gloves and masks when inspect products.

Must wear latex gloves before unpacking products

Must avoid vibration, shock and stress etc. when carry products.

(2) Storage conditions:

Store under $25^{\circ}\text{C} \pm 5^{\circ}\text{C}$ 、 $50\% \pm 10\text{RH}$ when sealed.

The expiration date is less than 3 months when sealed.

Store under $25^{\circ}\text{C} \pm 5^{\circ}\text{C}$ 、 $50\% \pm 10\text{RH}$ when unsealed.

Please store unsealed package in airtight containers and used up within 3 days.

(3) Package

