

CMLDM3757

**SURFACE MOUNT SILICON
N-CHANNEL AND P-CHANNEL
ENHANCEMENT-MODE
COMPLEMENTARY MOSFET**



SOT-563 CASE



www.centrasemi.com

DESCRIPTION:

The CENTRAL SEMICONDUCTOR CMLDM3757 consists of complementary silicon N-Channel and P-Channel enhancement-mode MOSFETs designed for high speed pulsed amplifier and driver applications. These MOSFETs offer very low $r_{DS(ON)}$ and low threshold voltage.

MARKING CODE: 3C7

FEATURES:

- ESD protection up to 1800V (Human Body Model)
- 350mW power dissipation
- Very low $r_{DS(ON)}$
- Low threshold voltage
- Logic level compatible
- Small, SOT-563 surface mount package

APPLICATIONS:

- Load/Power switches
- Power supply converter circuits
- Battery powered portable devices

MAXIMUM RATINGS: ($T_A=25^\circ\text{C}$)

Drain-Source Voltage
Gate-Source Voltage
Continuous Drain Current (Steady State)
Maximum Pulsed Drain Current ($t_p=10\mu\text{s}$)
Power Dissipation (Note 1)
Power Dissipation (Note 2)
Power Dissipation (Note 3)
Operating and Storage Junction Temperature
Thermal Resistance (Note 1)

SYMBOL	N-CH (Q1)	P-CH (Q2)	UNITS
V_{DS}	20		V
V_{GS}	8.0		V
I_D	540	430	mA
I_{DM}	1500	750	mA
P_D	350		mW
P_D	300		mW
P_D	150		mW
T_J, T_{stg}	-65 to +150		$^\circ\text{C}$
θ_{JA}	357		$^\circ\text{C/W}$

ELECTRICAL CHARACTERISTICS: ($T_A=25^\circ\text{C}$)

SYMBOL	TEST CONDITIONS	N-CH (Q1)			P-CH (Q2)			UNITS
		MIN	TYP	MAX	MIN	TYP	MAX	
I_{GSSF}, I_{GSSR}	$V_{GS}=4.5\text{V}, V_{DS}=0$	-	-	5.0	-	-	2.0	μA
I_{DSS}	$V_{DS}=16\text{V}, V_{GS}=0$	-	-	1.0	-	-	1.0	μA
BV_{DSS}	$V_{GS}=0, I_D=250\mu\text{A}$	20	-	-	20	-	-	V
$V_{GS(th)}$	$V_{DS}=V_{GS}, I_D=250\mu\text{A}$	0.45	-	1.0	0.45	-	1.0	V
V_{SD}	$V_{GS}=0, I_S=350\text{mA}$	-	-	1.2	-	-	1.2	V
$r_{DS(ON)}$	$V_{GS}=4.5\text{V}, I_D=540\text{mA}$	-	0.35	0.55	-	-	-	Ω
$r_{DS(ON)}$	$V_{GS}=4.5\text{V}, I_D=430\text{mA}$	-	-	-	-	0.4	0.9	Ω
$r_{DS(ON)}$	$V_{GS}=2.5\text{V}, I_D=500\text{mA}$	-	0.5	0.7	-	-	-	Ω
$r_{DS(ON)}$	$V_{GS}=2.5\text{V}, I_D=300\text{mA}$	-	-	-	-	0.55	1.2	Ω
$r_{DS(ON)}$	$V_{GS}=1.8\text{V}, I_D=350\text{mA}$	-	0.7	0.9	-	-	-	Ω
$r_{DS(ON)}$	$V_{GS}=1.8\text{V}, I_D=150\text{mA}$	-	-	-	-	0.75	2.0	Ω

Notes: (1) Ceramic or aluminum core PC Board with copper mounting pad area of 4.0mm²
(2) FR-4 Epoxy PC Board with copper mounting pad area of 4.0mm²
(3) FR-4 Epoxy PC Board with copper mounting pad area of 1.4mm²

CMLDM3757

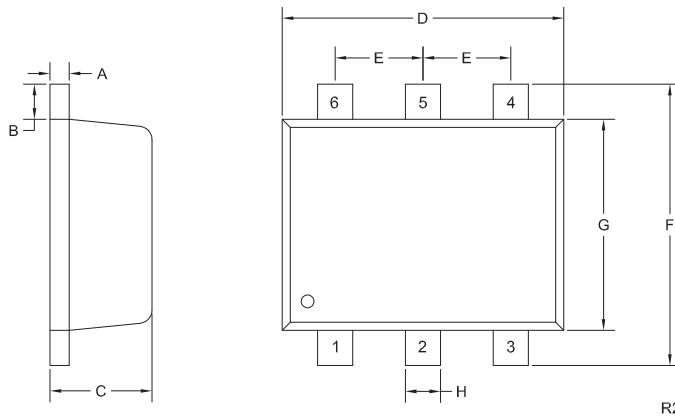
**SURFACE MOUNT SILICON
N-CHANNEL AND P-CHANNEL
ENHANCEMENT-MODE
COMPLEMENTARY MOSFETS**



ELECTRICAL CHARACTERISTICS - Continued: ($T_A=25^\circ\text{C}$)

SYMBOL	TEST CONDITIONS	N-CH (Q1)		P-CH (Q2)		UNITS
		TYP	MAX	TYP	MAX	
C_{rss}	$V_{DS}=16\text{V}, V_{GS}=0, f=1.0\text{MHz}$	-	20	-	20	pF
C_{iss}	$V_{DS}=16\text{V}, V_{GS}=0, f=1.0\text{MHz}$	-	150	-	175	pF
C_{oss}	$V_{DS}=16\text{V}, V_{GS}=0, f=1.0\text{MHz}$	-	25	-	30	pF
$Q_{g(\text{tot})}$	$V_{DS}=10\text{V}, V_{GS}=4.5\text{V}, I_D=500\text{mA}$	1.58	-	-	-	nC
$Q_{g(\text{tot})}$	$V_{DS}=10\text{V}, V_{GS}=4.5\text{V}, I_D=200\text{mA}$	-	-	1.2	-	nC
Q_{gs}	$V_{DS}=10\text{V}, V_{GS}=4.5\text{V}, I_D=500\text{mA}$	0.17	-	-	-	nC
Q_{gs}	$V_{DS}=10\text{V}, V_{GS}=4.5\text{V}, I_D=200\text{mA}$	-	-	0.24	-	nC
Q_{gd}	$V_{DS}=10\text{V}, V_{GS}=4.5\text{V}, I_D=500\text{mA}$	0.24	-	-	-	nC
Q_{gd}	$V_{DS}=10\text{V}, V_{GS}=4.5\text{V}, I_D=200\text{mA}$	-	-	0.36	-	nC
t_{on}	$V_{DD}=10\text{V}, V_{GS}=4.5\text{V}, I_D=540\text{mA}, R_G=10\Omega$	10	-	-	-	ns
t_{off}	$V_{DD}=10\text{V}, V_{GS}=4.5\text{V}, I_D=540\text{mA}, R_G=10\Omega$	25	-	-	-	ns
t_{on}	$V_{DD}=10\text{V}, V_{GS}=4.5\text{V}, I_D=215\text{mA}, R_G=10\Omega$	-	-	38	-	ns
t_{off}	$V_{DD}=10\text{V}, V_{GS}=4.5\text{V}, I_D=215\text{mA}, R_G=10\Omega$	-	-	48	-	ns

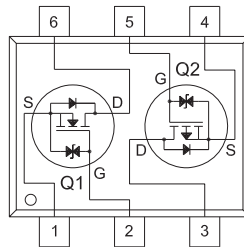
SOT-563 CASE - MECHANICAL OUTLINE



SYMBOL	DIMENSIONS			
	INCHES		MILLIMETERS	
	MIN	MAX	MIN	MAX
A	0.0027	0.007	0.07	0.18
B	0.008		0.20	
C	0.017	0.024	0.45	0.60
D	0.059	0.067	1.50	1.70
E	0.020		0.50	
F	0.059	0.067	1.50	1.70
G	0.043	0.051	1.10	1.30
H	0.006	0.012	0.15	0.30

SOT-563 (REV: R2)

PIN CONFIGURATION



LEAD CODE:

- 1) Source Q1
- 2) Gate Q1
- 3) Drain Q2
- 4) Source Q2
- 5) Gate Q2
- 6) Drain Q1

MARKING CODE: 3C7

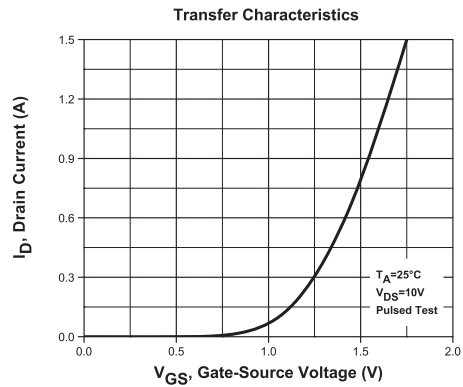
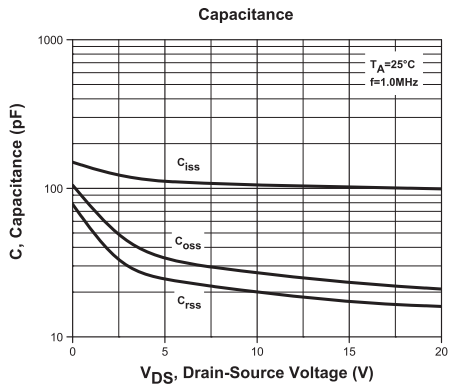
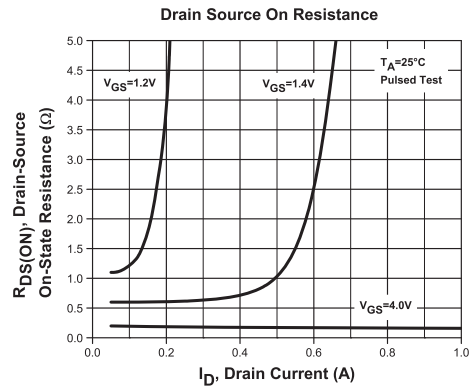
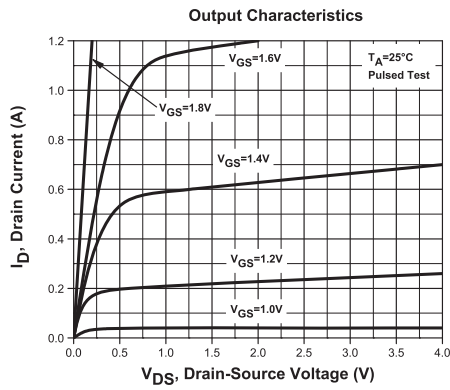
R6 (8-June 2015)

CMLDM3757

SURFACE MOUNT SILICON
N-CHANNEL AND P-CHANNEL
ENHANCEMENT-MODE
COMPLEMENTARY MOSFET



N-CHANNEL TYPICAL ELECTRICAL CHARACTERISTICS



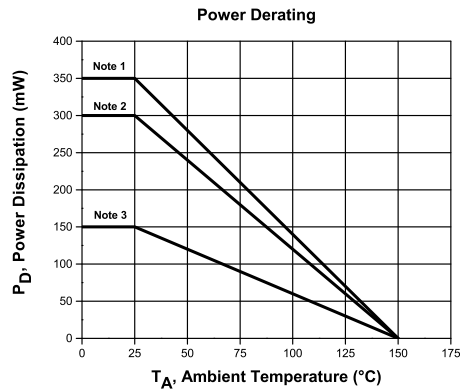
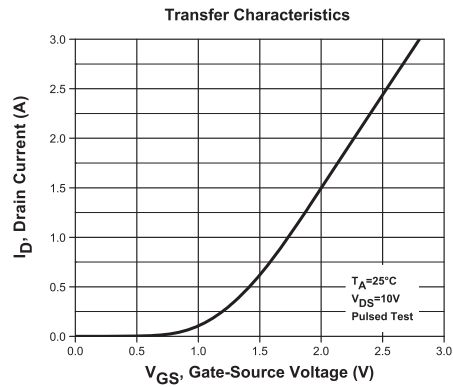
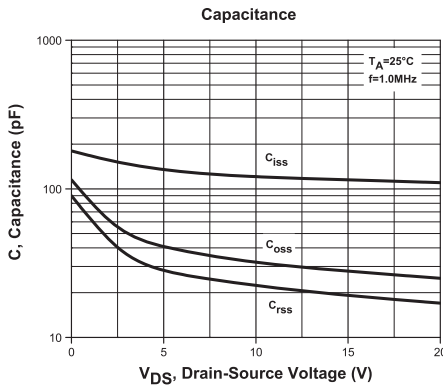
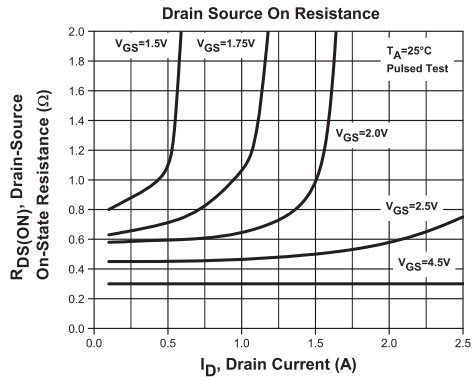
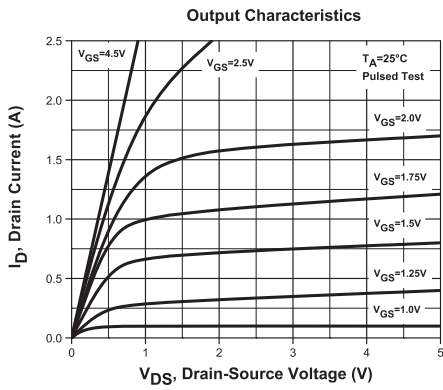
R6 (8-June 2015)

CMLDM3757

SURFACE MOUNT SILICON
N-CHANNEL AND P-CHANNEL
ENHANCEMENT-MODE
COMPLEMENTARY MOSFET



P-CHANNEL TYPICAL ELECTRICAL CHARACTERISTICS



R6 (8-June 2015)

CMLDM3757

**SURFACE MOUNT SILICON
N-CHANNEL AND P-CHANNEL
ENHANCEMENT-MODE
COMPLEMENTARY MOSFET**



SERVICES

- Bonded Inventory
- Custom Electrical Screening
- Custom Electrical Characteristic Curves
- SPICE Models
- Custom Packaging
- Package Base Options
- Custom Device Development/ Multi Discrete Modules (MDM™)
- Bare Die Available for Hybrid Applications

LIMITATIONS AND DAMAGES DISCLAIMER: In no event shall Central be liable for any collateral, indirect, punitive, incidental, consequential, or exemplary damages in connection with or arising out of a purchase order or contract or the use of products provided hereunder, regardless of whether Central has been advised of the possibility of such damages. Excluded damages shall include, but not be restricted to: cost of removal or reinstallation, rework, ancillary costs to the procurement of substitute products, loss of profits, loss of savings, loss of use, loss of data, or business interruption. No claim, suit, or action shall be brought against Central more than two (2) years after the related cause of action has occurred.

In no event shall Central's aggregate liability from any warranty, indemnity, or other obligation arising out of or in connection with a purchase order or contract, or any use of any Central product provided hereunder, exceed the total amount paid to Central for the specific products sold under a purchase order or contract with respect to which losses or damages are claimed. The existence of more than one (1) claim against the specific products sold to Buyer under a purchase order or contract shall not enlarge or extend this limit.

Buyer understands and agrees that the foregoing liability limitations are essential elements of a purchase order or contract and that in the absence of such limitations, the material and economic terms of the purchase order or contract would be substantially different.

R6 (8-June 2015)