46.1 MHz SAW Filter
Part Number 210002B

1. Features

- Typical 1dB bandwidth of 0.35MHz
- High attenuation
- Single Ended Operation
- Dual In-line Package (DIP)

RoHS Compliant

Tested by SGS Testing Korea

2. Electrical Specifications

Source and Load Impedance = 50Ω

Operating Temperature : +25℃		Minimum	Typical	Maximum
Center Frequency (fo)	MHz	-	46.1	-
Insertion Loss	dB	-	15.0	17.5
1dB Bandwidth	MHz	-	0.35	-
3dB Bandwidth	MHz	0.4	0.55	-
40dB Bandwidth	MHz	-	1.65	1.8
Amplitude Ripple (fo ± 0.1 MHz)	dB	-	0.2	1.0
Group Delay Variation (fo ± 0.1 MHz)	nsec	-	200	350
Absolute Delay	usec	-	1.9	-
Ultimate Rejection	dB	50	57	-
Temperature Coefficient of Frequency	ppm/℃^{2}	-	-0.03	-

D2012 Package Dimension

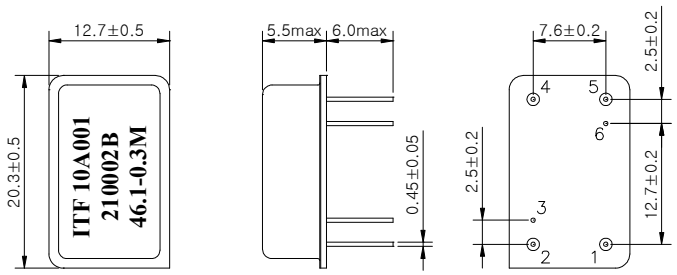

Dimensions shown are nominal in millimeters

Base : Fe(SPCC), Au plating over Ni plated
Cap : Cu & Cr Alloy, Ni Plated
Termination : Kovar, Au Plated

Matching Schematic

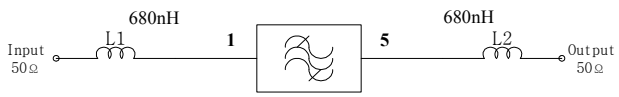

Pin Configuration			
Input	**1**	**Ground**	**2, 4**
Output	**5**	**Others**	**Ground**

I T F Co., Ltd.
102-901, Bucheon Technopark 364, Samjeong-Dong,
Ojeong-Gu, Bucheon-City,
Gyounggi-Do, Korea 421-809

Tel: 82-32-621-1213
Fax: 82-32-621-1218

http://www.itf.co.kr
sales@itf.co.kr

2010. 07. 27
Rev 1.0

3. Typical Performance (at +25℃)

1dB Bandwidth & Ripple

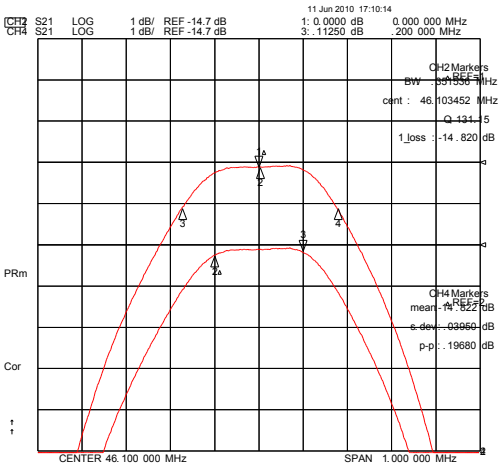

3dB Bandwidth & Group Delay

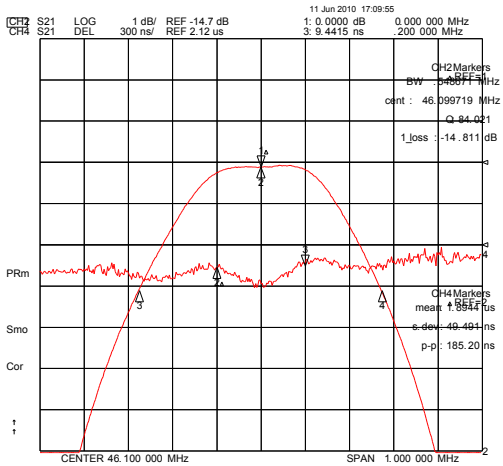

40dB Bandwidth

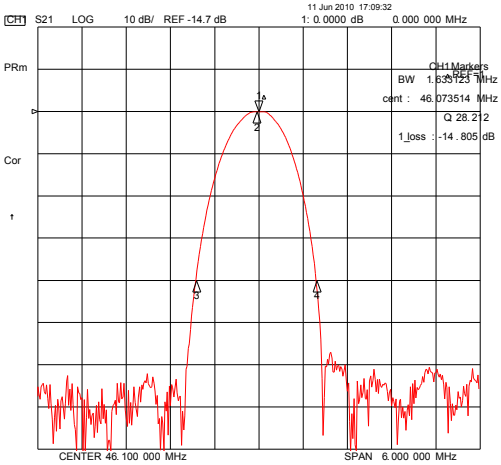

Wideband Properties

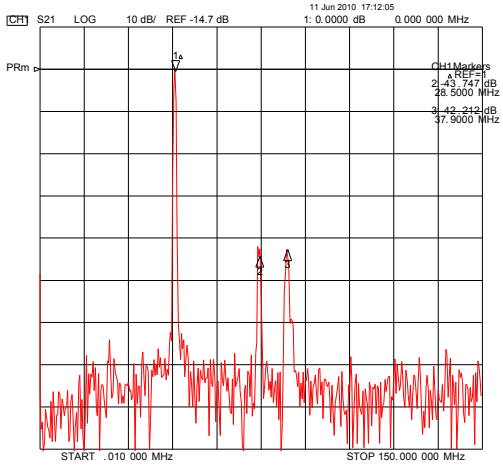

Smith Chart(S11 & S22)

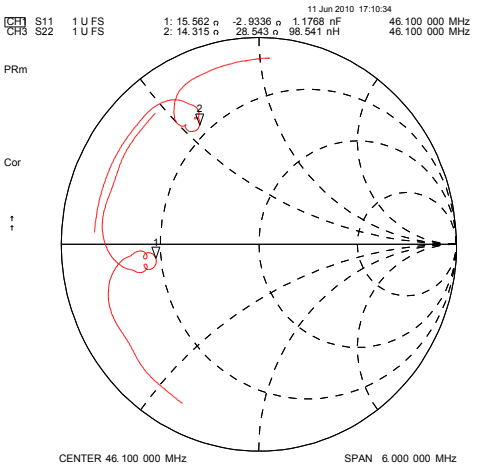
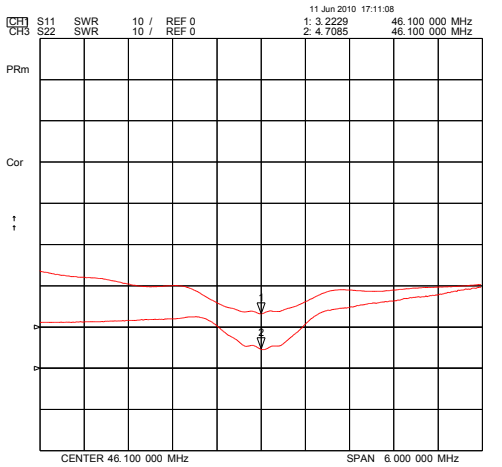
SWR(S11 & S22)