



YENYO

GS1000FL THRU GS1010FL 1.0A General Purpose Rectifier

1. 封裝 Package

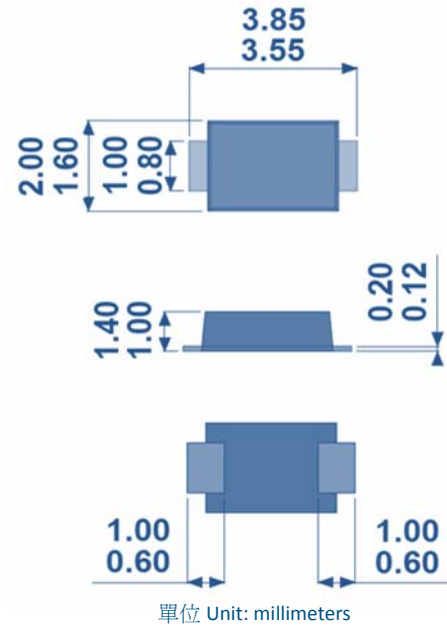
- 封裝方式 Method: SOD-123S
- 封裝尺寸 Dimension: 如圖示

2. 產品特色 Features

- For surface mounted applications
- Low profile package
- Ideal for automated placement
- High temperature soldering : 260°C /10 seconds at terminals
- Glass passivated chip junction
- Lead-free & halogen-free parts, RoHS compliant

3. 機械數據 Mechanical Data

- Epoxy: UL94V-0 rated flame retardant
- Case: Molded Plastic
- Terminals: Solder plated solderable per MIL-STD-750 Method 2026
- Mounting position: Any
- Polarity: Color band denotes cathode end
- Weight: approx.. 0.0173 grams



4. 極限值與電參數 Maximum Ratings & Electrical Characteristic

Rating at 25°C ambient temperature unless otherwise specified. Single phase, half wave, 60Hz, resistive or inductive load. For capacitive load, derate current by 20%.

PARAMETER	Symbol	GS1000FL	GS1001FL	GS1002FL	GS1004FL	GS1006FL	GS1008FL	GS1010FL	UNITS
Marking Code	-	1A	1B	1D	1G	1J	1K	1M	-
Recurrent Peak Reverse Voltage	V_{RRM}	50	100	200	400	600	800	1000	Volts
RMS Voltage	V_{RMS}	35	70	140	280	420	560	700	Volts
DC Blocking Voltage	V_{DC}	50	100	200	400	600	800	1000	Volts
Average Forward Current (Note 1)	$I_{F(AV)}$	1.0							Amps
Peak Forward Surge Current 8.3ms single half sine-wave superimposed on rated load(JEDEC Method)	I_{FSM}	30.0							Amps
Max. Forward Voltage at 1.0A	V_F	1.0							Volts
Max. DC Reverse Current $T_J = 25^\circ C$ Rated DC Blocking Voltage	I_R	3							uA
Typical Thermal Resistance (Note 2)	$R_{\theta JA}$	65							°C/W
Operating Junction and Storage Temperature Range	T_J, T_{STG}	-50 to +150							°C

Notes:

- (1) Pulse test: 300u pulse with, 1% duty cycle.
- (2) Soldering land: 6mm x 6mm.



YENYO

GS1000FL THRU GS1010FL 1.0A General Purpose Rectifier

5. 特性曲線 Rating & Characteristic Curves

Fig. 1 Forward Current Derating Curve

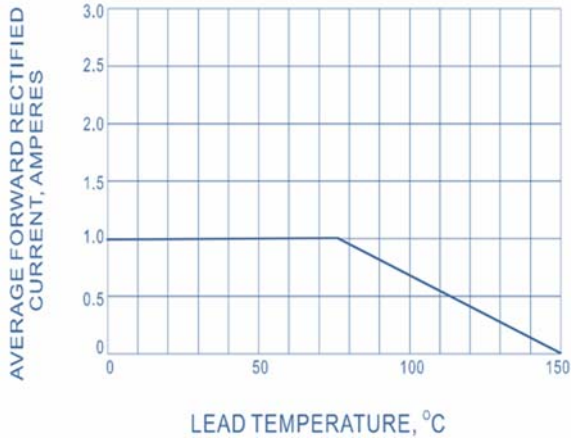


Fig. 2 Typical Instantaneous Forward Characteristics

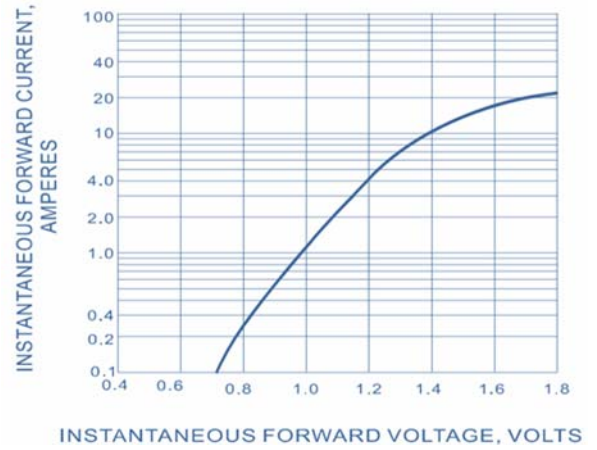


Fig. 3 Typical Reverse Characteristics

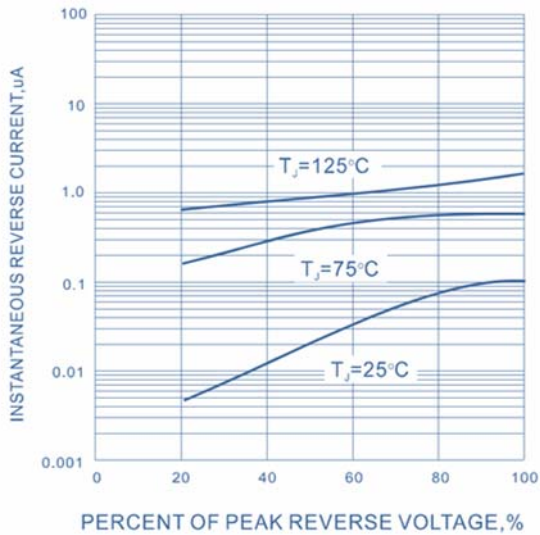


Fig. 4 Max. Non-Repetitive Surge Current

