



# US1000FL THRU US1010FL

## 1.0A Ultra Fast Recovery Rectifier

**YENYO**

### 1. 封裝 Package

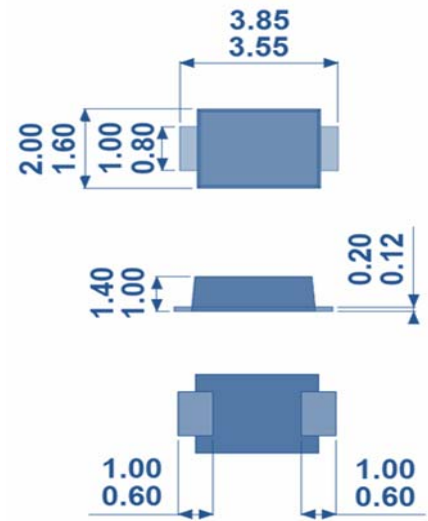
- 封裝方式 Method: SOD-123S
- 封裝尺寸 Dimension: 如圖示

### 2. 產品特色 Features

- For surface mounted applications in order to optimize board space
- Ideal for automated placement
- Glass Passivated Chip Junction
- High temperature soldering : 260°C/10 seconds at terminals
- Lead-free & halogen-free parts, RoHS compliant

### 3. 機械數據 Mechanical Data

- Case: Molded plastic over passivated junction
- Terminals: Solder plated solderable per MIL-STD-750 Method 2026
- Polarity: Color band denotes cathode end
- Weight: approx.. 0.0173 grams



單位 Unit: millimeters

### 4. 極限值與電參數 Maximum Ratings & Electrical Characteristic

PARAMETER	Symbol	US1000FL	US1001FL	US1002FL	US1004FL	US1006FL	US1008FL	US1010FL	UNITS
Marking Code	-	U1A	U1B	U1D	U1G	U1J	U1K	U1M	-
Repetitive Peak Reverse Voltage	$V_{RRM}$	50	100	200	400	600	800	1000	Volts
RMS Voltage	$V_{RMS}$	35	70	140	280	420	560	700	Volts
DC Blocking Voltage	$V_{DC}$	50	100	200	400	600	800	1000	Volts
Average Forward Rectified Current $T_A=25^\circ\text{C}$	$I_{F(AV)}$	1.0							Amps
Peak Forward Surge Current 8.3ms single half sine-wave $T_J=25^\circ\text{C}$	$I_{FSM}$	30							Amps
Max. Instantaneous Forward Voltage at 1.0A	$V_F$	1			1.4	1.7			Volts
DC Reverse Current at Rated DC Blocking Voltage $T_J=25^\circ\text{C}$	$I_R$	3							$\mu\text{A}$
Thermal Resistance (NOTE 1)	$R_{EJA}$	200							$^\circ\text{C}/\text{W}$
Operating Junction and Storage Temperature Range	$T_J, T_{STG}$	-55 to +150							$^\circ\text{C}$
Reverse Recovery Time $I_F=0.5\text{A}$ $I_R=1\text{A}$ $I_{RR}=0.25\text{A}$	$T_{rr}$	50				75			nS

Notes:

- (1) Mounted on an FR4 PCB, single-sided copper, mini pad.



YENYO

# US1000FL THRU US1010FL

## 1.0A Ultra Fast Recovery Rectifier

### 5. 特性曲線 Rating & Characteristic Curves

Fig. 1 Typical Forward Characteristics

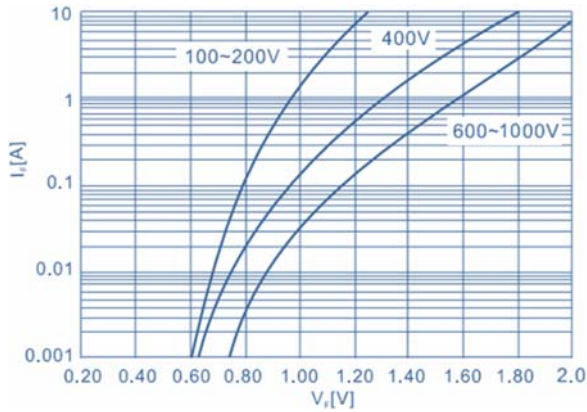


Fig. 2 Forward Current Derating Curve

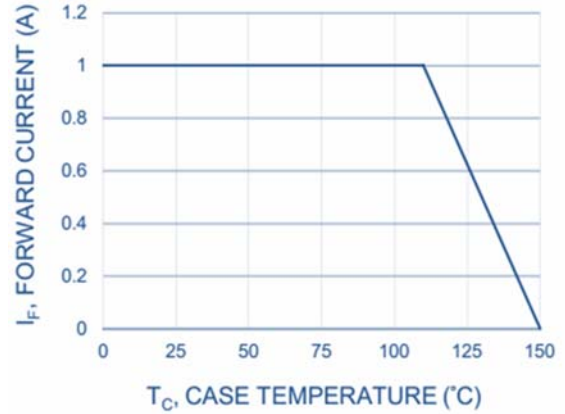


Fig. 3 Typical Reverse Characteristic

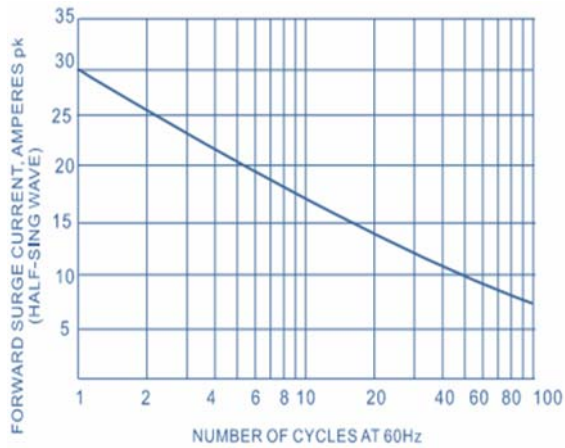


Fig. 4 Max. Non-Repetitive Surge Current

