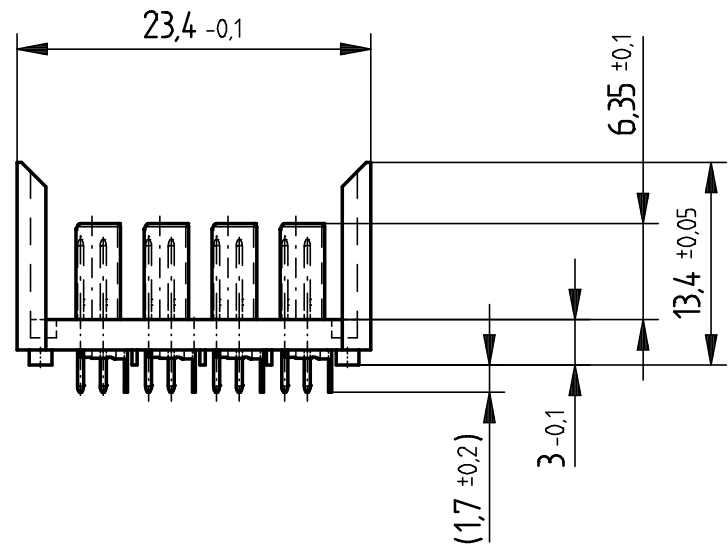
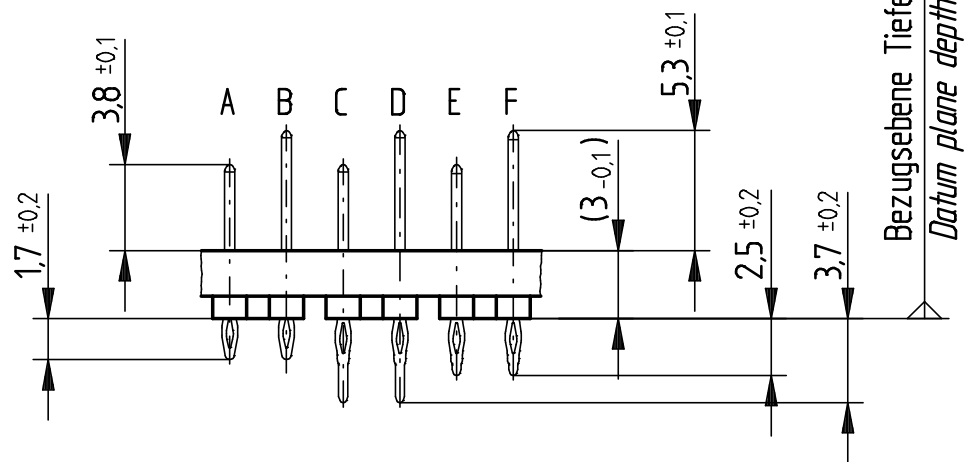
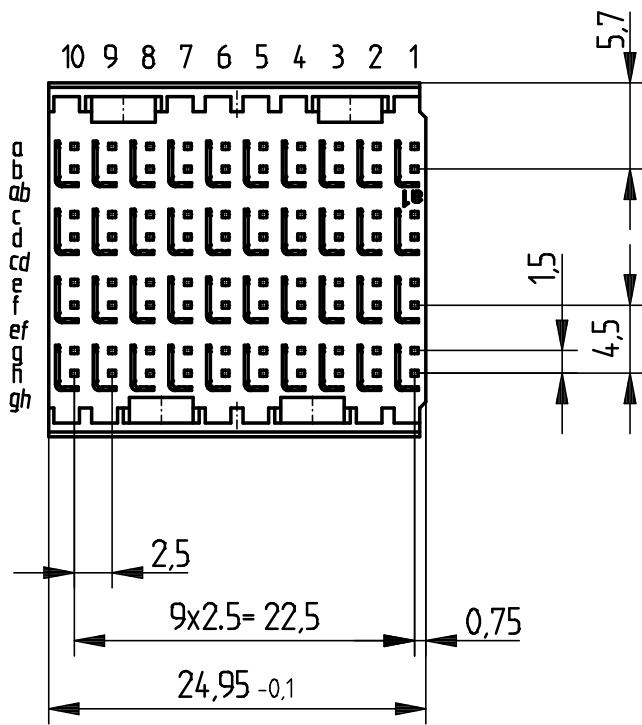


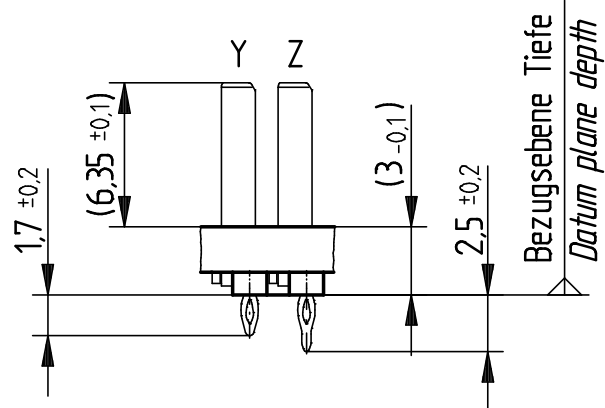
EN-Zone für durchkontaktierte Löcher $\varnothing 0.6 \pm 0.05$
 compliant zone for through hole $\varnothing 0.6 \pm 0.05$



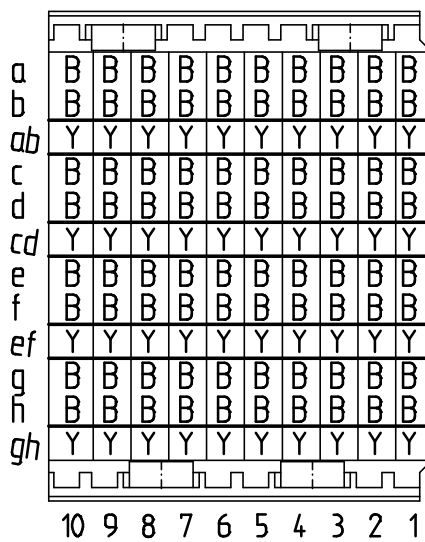
Kontaktversionen, Messerkontakte
 Contact Selection Options, Male Contacts



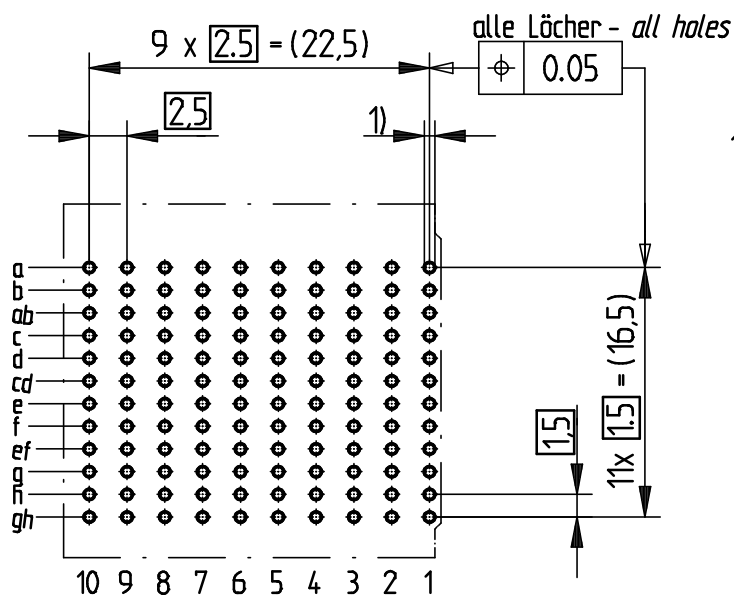
Kontaktversionen, Schirmmesser
 Contact Selection Options, Shielding Contacts



Bestückungsplan - contact layout



Lochbild für Leiterplatte Board hole pattern (Component mounting side)



- 1) $\varnothing 0.6 \pm 0.05$ Durchmesser des metallisierten Loches
 $\varnothing 0.6 \pm 0.05$ Diameter of finished plated-through hole
- $\varnothing 0.7 \pm 0.02$ Bohrungsdurchmesser des Loches
 $\varnothing 0.7 \pm 0.02$ Diameter of drilled hole

Schichtaufbau im metallisierten Loch siehe Zeichnung 114406
 Metal plating of plated-through hole see drawing 114406

Consider protection memo from DIN 34	Information: B + Y siehe Bestückungsplan see contact layout	Tolerances All Dimensions in mm	Scale 2:1	
	All rights reserved. Only for information. To insure that this is the latest version of this drawing, please contact one of the ERNI companies before using.	Subject to modification without prior notice. Drawing will not be updated.	Designation ERmetZD Messerleiste 4-10 ERmetZD Male Connector 4-10	
	d Index	21.11.2011 Date	www.ERNI.com H:00071784.SZA	100300220003 ERMZD