

Small Signal Product

TO-92 NPN Bipolar Transistor

FEATURES

- The transistor is subdivided into four groups according to its DC current gain: O, Y, GR, BL
- Pb free and RoHS compliant

MECHANICAL DATA

- Case: TO-92 small outline plastic package
- High temperature soldering guaranteed: 260°C/10s
- Weight: 195mg (approximately)

APPLICATION

- General purpose switching and AF amplifier application



1. Emitter
2. Collector
3. Base



TO-92

MAXIMUM RATINGS AND ELECTRICAL CHARACTERISTICS ($T_A=25^\circ\text{C}$ unless otherwise noted)			
PARAMETER	SYMBOL	VALUE	UNIT
Collector Power Dissipation	P_C	0.5	W
Collector-Base Voltage	V_{CBO}	60	V
Collector-Emitter Voltage	V_{CEO}	50	V
Emitter-Base Voltage	V_{EBO}	5	V
Collector Current	I_C	0.15	A
Thermal Resistance From Junction to Ambient	$R_{\theta JA}$	250	$^\circ\text{C}/\text{W}$
Junction and Storage Temperature Range	T_J, T_{STG}	-55 to + 150	$^\circ\text{C}$

PARAMETER	SYMBOL	MIN	MAX	UNIT
Collector Cut-off Current $V_{CB}=60\text{V}, I_E=0$	I_{CBO}	-	0.1	μA
Emitter Cut-off Current $V_{EB}=5\text{V}, I_C=0$	I_{EBO}	-	0.1	μA
DC Current Gain $V_{CE}=6\text{V}, I_C=2\text{mA}$	$h_{FE(1)}$	70	700	
	$h_{FE(2)}$	25		
Collector-Emitter Saturation Voltage $I_C=100\text{mA}, I_B=10\text{mA}$	$V_{CE(sat)}$		0.25	V
Base-Emitter Saturation Voltage $I_C=100\text{mA}, I_B=10\text{mA}$	$V_{BE(sat)}$		1	V
Transition Frequency $V_{CE}=10\text{V}, I_C=1\text{mA}$	f_T	80		MHz
Collector Output Capacitance $V_{CB}=10\text{V}, I_E=0, f=1\text{MHz}$	C_{ob}		3.5	pF

CLASSIFICATION OF h_{FE}

RANK	O	Y	GR	BL
RANGE	70-140	120-240	200-400	300-700

Small Signal Product

RATINGS AND CHARACTERISTICS CURVES

($T_A=25^\circ\text{C}$ unless otherwise noted)

FIG.1 Static Characteristic

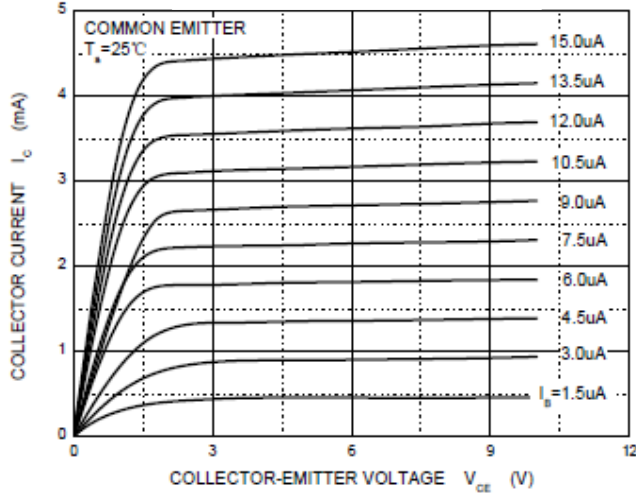


FIG.2 h_{FE} vs. I_C

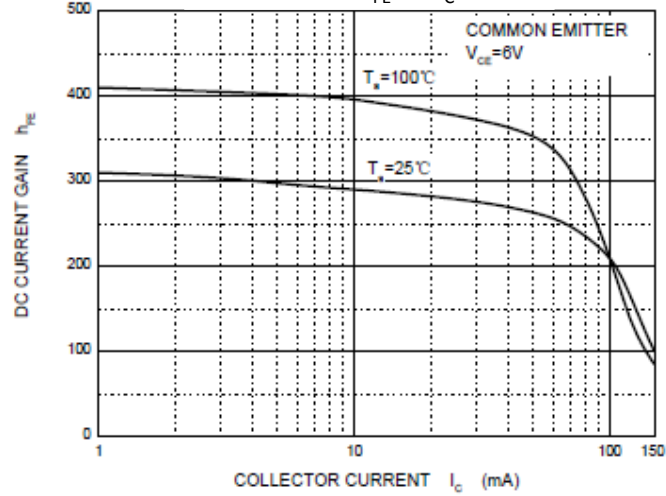


FIG.3 $V_{CE(sat)}$ vs. I_C

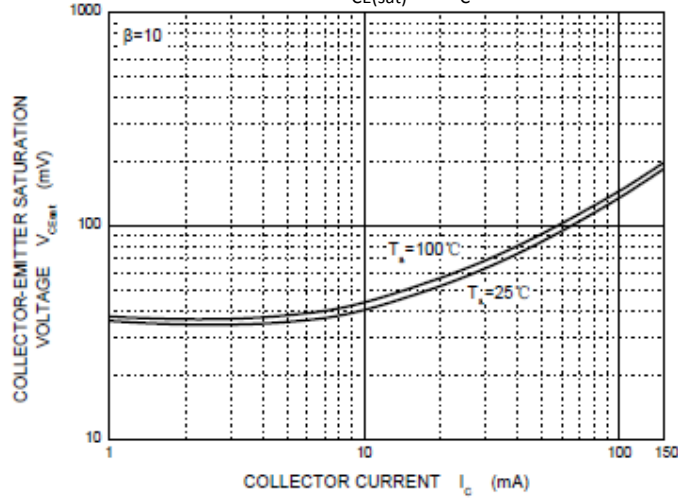


FIG.4 $V_{BE(sat)}$ vs. I_C

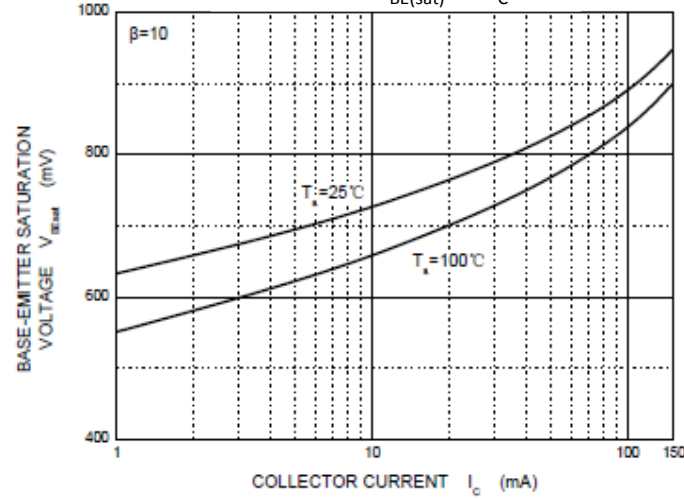


FIG.5 C_{ob} / C_{ib} vs. V_{CB} / V_{Eb}

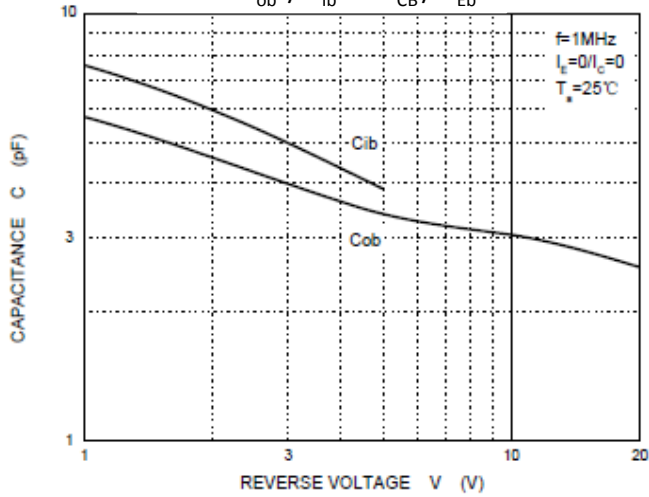
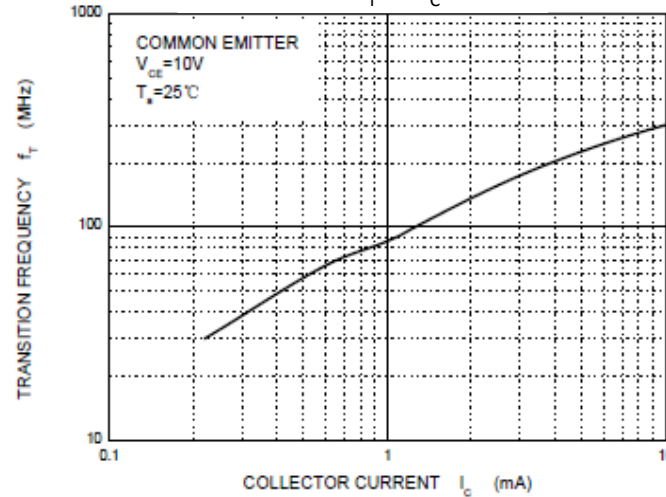


FIG.6 f_T vs. I_C



Small Signal Product

ORDERING INFORMATION						
PART NO.	MANUFACTURE CODE	PACKING CODE	GREEN COMPOUND CODE	PACKAGE	PACKING	MARKING
KTC3198-xx (Note2)	(Note1)	A1	G	TO-92	4K / Ammo	KTC 3198 xx021 (Note3)
		B1	G	TO-92	5K / Bulk	
		A2	G	TO-92	2K / Ammo	
		B2	G	TO-92	10K / Bulk	
KTC3198-xx (Note2)	B0	A1	G	TO-92	4K / Ammo	KTC 3198 xx021 (Note3)
KTC3198-xx (Note2)	B0	B1	G	TO-92	5K / Bulk	
KTC3198-xx (Note2)	M0	A2	G	TO-92	2K / Ammo	
KTC3198-xx (Note2)	M0	B2	G	TO-92	10K / Bulk	

Note1: Indicator of manufacturing site for manufacture special control, if empty means no special control requirement

Note2: "xx" means device code of "O", "Y", "GR", "BL"

Note3: "MARKING" should follow the "PART NO.", for example, if "PART NO." is KTC3198-O, which

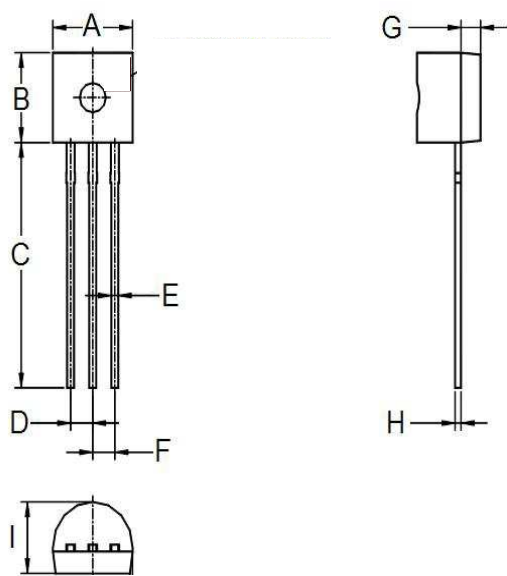
"MARKING" is KTC
 3198
 O021

EXAMPLE					
PREFERRED P/N	PART NO.	MANUFACTURE CODE	PACKING CODE	GREEN COMPOUND CODE	DESCRIPTION
KTC3198-O A1G	KTC3198-O		A1	G	Green compound
KTC3198-O-B0 A1G	KTC3198-O	B0	A1	G	Green compound
KTC3198-O-B0 B1G	KTC3198-O	B0	B1	G	Green compound
KTC3198-O-M0 A2G	KTC3198-O	M0	A2	G	Green compound
KTC3198-O-M0 B2G	KTC3198-O	M0	B2	G	Green compound

Small Signal Product

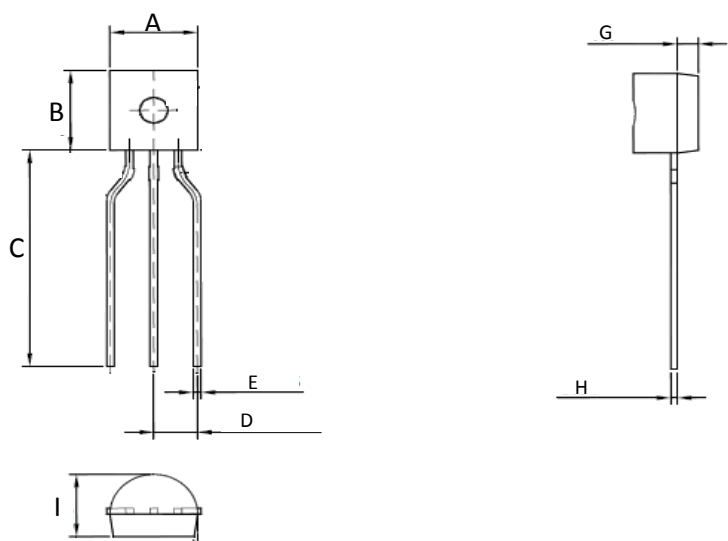
PACKAGE OUTLINE DIMENSIONS

TO-92 Bulk



DIM.	Unit (mm)		Unit (inch)	
	Min	Max	Min	Max
A	4.30	4.70	0.169	0.185
B	4.30	4.70	0.169	0.185
C	12.50	14.50	0.492	0.571
D	1.17	1.37	0.046	0.054
E	0.35	0.55	0.014	0.022
F	1.17	1.37	0.046	0.054
G	0.59	1.20	0.023	0.047
H	0.29	0.51	0.011	0.020
I	3.30	3.70	0.130	0.146

TO-92 Ammo



DIM.	Unit (mm)		Unit (inch)	
	Min	Max	Min	Max
A	4.30	4.70	0.169	0.185
B	4.30	4.70	0.169	0.185
C	12.50	-	0.492	-
D	2.20	2.80	0.087	0.110
E	0.35	0.55	0.014	0.022
G	0.59	1.20	0.023	0.047
H	0.29	0.51	0.011	0.020
I	3.30	3.70	0.130	0.146

Small Signal Product**Notice**

Specifications of the products displayed herein are subject to change without notice. TSC or anyone on its behalf, assumes no responsibility or liability for any errors in accuracies.

Information contained herein is intended to provide a product description only. No license, express or implied, to any intellectual property rights is granted by this document. Except as provided in TSC's terms and conditions of sale for such products, TSC assumes no liability whatsoever, and disclaims any express or implied warranty, relating to sale and/or use of TSC products including liability or warranties relating to fitness for a particular purpose, merchantability, or infringement of any patent, copyright, or other intellectual property right.

The products shown herein are not designed for use in medical, life-saving, or life-sustaining applications. Customers using or selling these products for use in such applications do so at their own risk and agree to fully indemnify TSC for any damages resulting from such improper use or sale.