



SBA220CH SERIES

EXTREME LOW VF SCHOTTKY BARRIER RECTIFIER

Voltage	20~40 V	Current	2 A
----------------	----------------	----------------	------------

Features

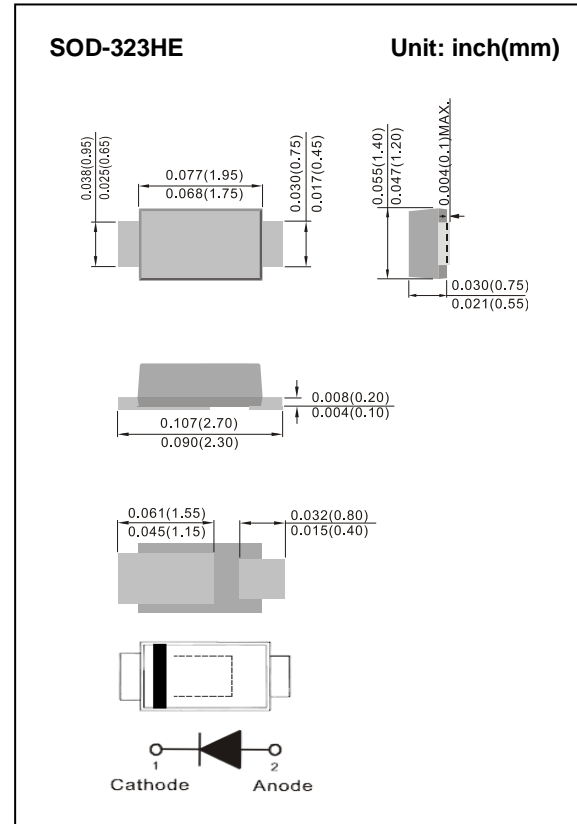
- Ultra low forward voltage drop, low power loss
- Fast switching speed
- Surface mount package
- Ultra thin profile package for space constrained utilization
- Lead free in compliance with EU RoHS 2011/65/EU directive
- Green molding compound as per IEC61249 Std. . (Halogen Free)

Applications

- Low voltage rectification
- Reverse polarity protection
- Low power consumption applications

Mechanical Data

- Case: Molded plastic, SOD-323HE
- Terminals: Solderable per MIL-STD-750, Method 2026
- Approx. Weight: 0.0002 ounces, 0.005 grams



Maximum Ratings And Electrical Characteristics ($T_A=25^{\circ}\text{C}$ unless otherwise noted)

PARAMETER	SYMBOL	SBA220CH	SBA230CH	SBA240CH	UNIT
Maximum repetitive peak reverse voltage	V_{RRM}	20	30	40	V
Maximum rms voltage	V_{RMS}	14	21	28	V
Maximum dc blocking voltage	V_R	20	30	40	V
Maximum average forward rectified current	$I_{F(AV)}$	2			A
Peak forward surge current : 8.3ms single half sine-wave superimposed on rated load	I_{FSM}	20			A
Typical forward voltage at 10mA	V_F	0.21	0.21	0.22	V
Typical forward voltage at 0.5A	V_F	0.33	0.34	0.37	V
Maximum forward voltage at 2A	V_F	0.46	0.49	0.53	V
Maximum dc reverse current at $T_J=25^{\circ}\text{C}$	I_R	100			μA
Typical thermal resistance	(Note 1) $R_{\theta JC}$	50			$^{\circ}\text{C/W}$
	(Note 2) $R_{\theta JA}$	300			
Operating junction temperature range	T_J	-55 to +150			$^{\circ}\text{C}$
Storage temperature range	T_{STG}	-55 to +150			$^{\circ}\text{C}$

Note : 1. Mounted on a FR4 PCB, single-sided copper, with 100cm² copper pad area.
2. Mounted on a FR4 PCB, single-sided copper, mini pad.



SBA220CH SERIES

TYPICAL CHARACTERISTIC CURVES

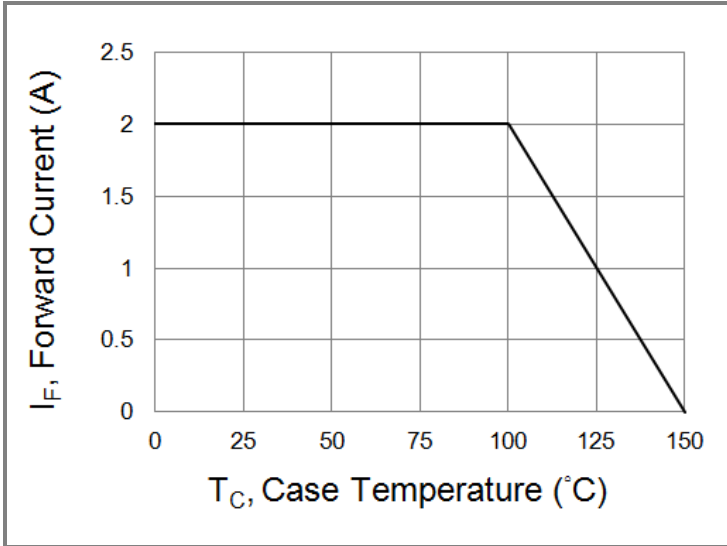


Fig.1 Forward Current Derating Curve

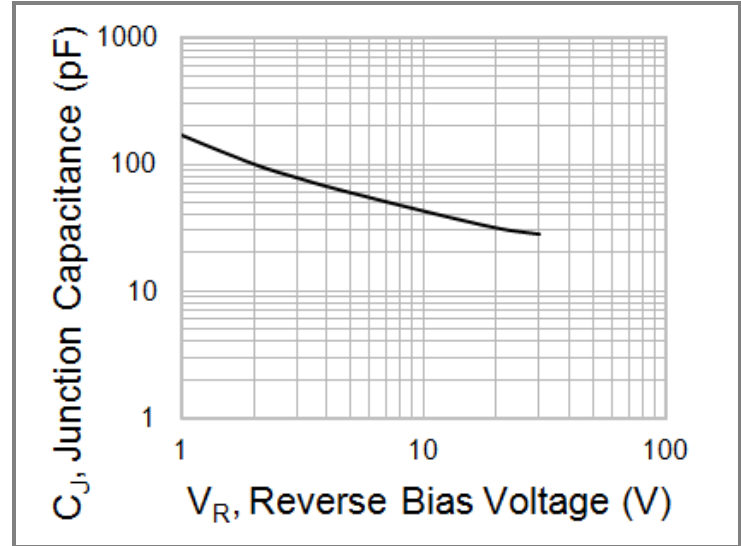


Fig. 2 Typical Junction Capacitance

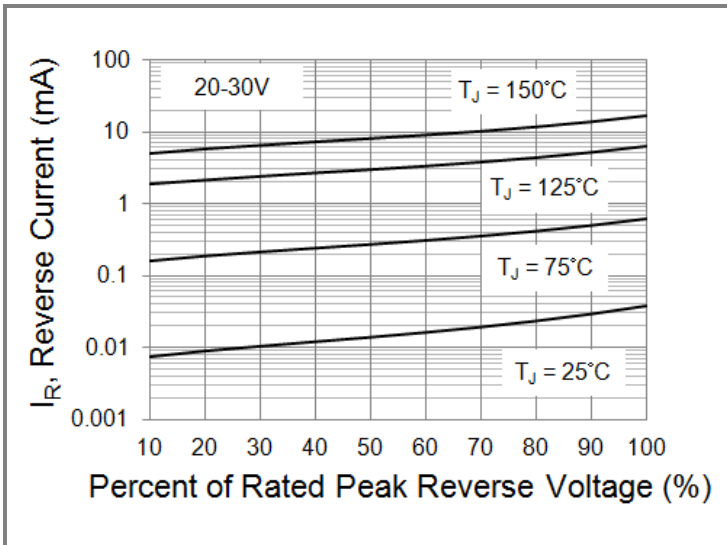


Fig.3 Typical Reverse Characteristics

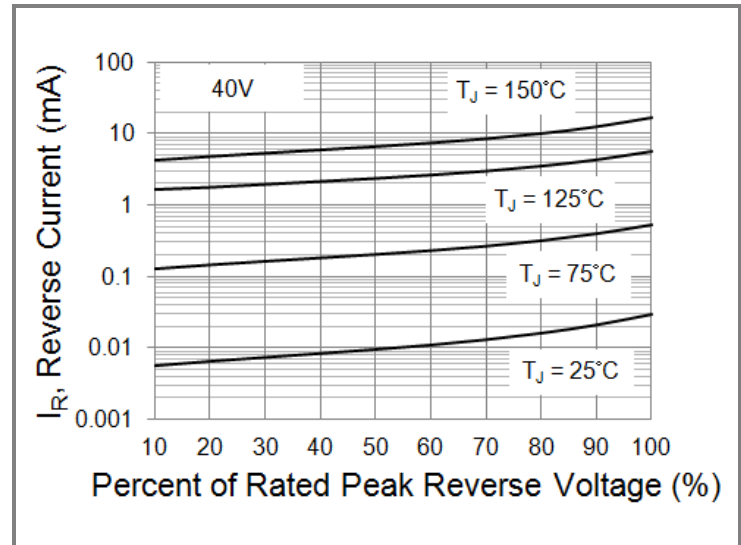


Fig.4 Typical Reverse Characteristics

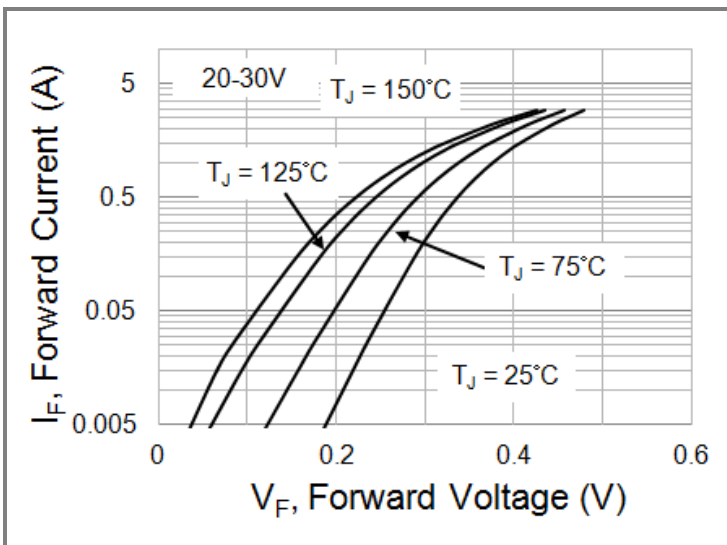


Fig.5 Typical Forward Characteristics

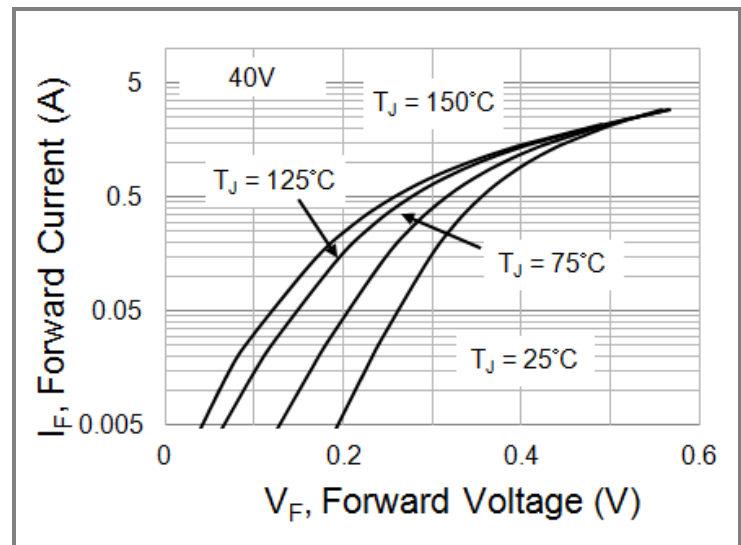
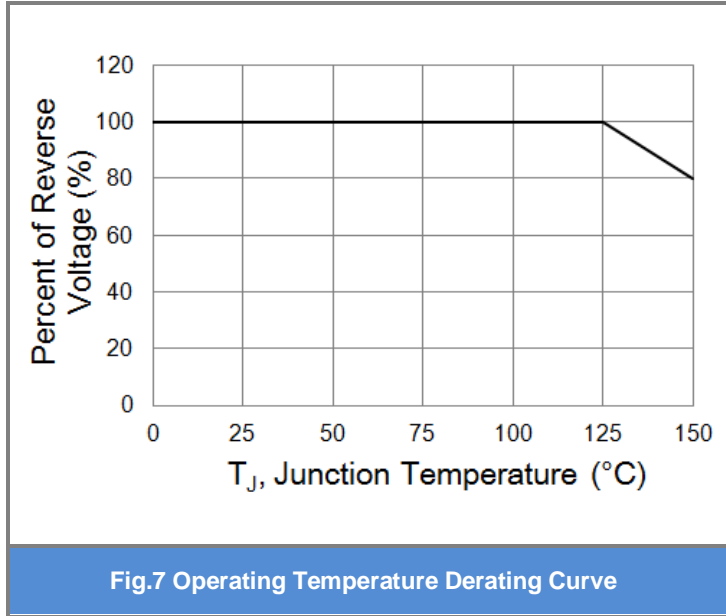


Fig.6 Typical Forward Characteristics



SBA220CH SERIES

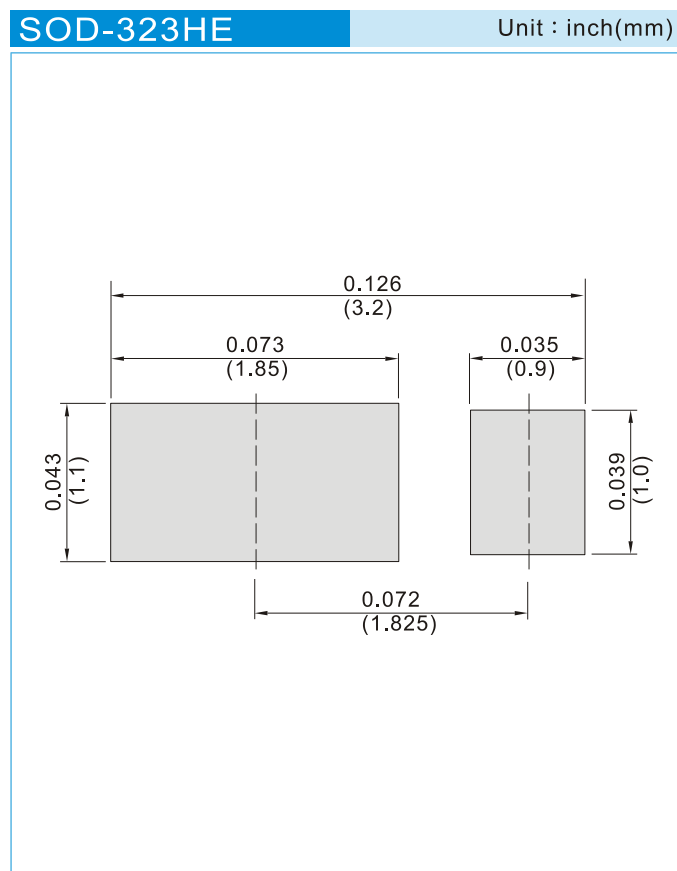


SBA220CH SERIES

Part No Packing Code Version

Part No Packing Code	Package Type	Packing Type	Marking	Version
SBA220CH_R1_00001	SOD-323HE	5K pcs / 7" reel	E7	Halogen free
SBA220CH_R2_00001	SOD-323HE	12K pcs / 13" reel	E7	Halogen free
SBA230CH_R1_00001	SOD-323HE	5K pcs / 7" reel	F7	Halogen free
SBA230CH_R2_00001	SOD-323HE	12K pcs / 13" reel	F7	Halogen free
SBA240CH_R1_00001	SOD-323HE	5K pcs / 7" reel	H7	Halogen free
SBA240CH_R2_00001	SOD-323HE	12K pcs / 13" reel	H7	Halogen free

Mounting Pad Layout





SBA220CH SERIES

Disclaimer

- Reproducing and modifying information of the document is prohibited without permission from Panjit International Inc..
- Panjit International Inc. reserves the rights to make changes of the content herein the document anytime without notification. Please refer to our website for the latest document.
- Panjit International Inc. disclaims any and all liability arising out of the application or use of any product including damages incidentally and consequentially occurred.
- Panjit International Inc. does not assume any and all implied warranties, including warranties of fitness for particular purpose, non-infringement and merchantability.
- Applications shown on the herein document are examples of standard use and operation. Customers are responsible in comprehending the suitable use in particular applications. Panjit International Inc. makes no representation or warranty that such applications will be suitable for the specified use without further testing or modification.
- The products shown herein are not designed and authorized for equipments requiring high level of reliability or relating to human life and for any applications concerning life-saving or life-sustaining, such as medical instruments, transportation equipment, aerospace machinery et cetera. Customers using or selling these products for use in such applications do so at their own risk and agree to fully indemnify Panjit International Inc. for any damages resulting from such improper use or sale.
- Since Panjit uses lot number as the tracking base, please provide the lot number for tracking when complaining.