

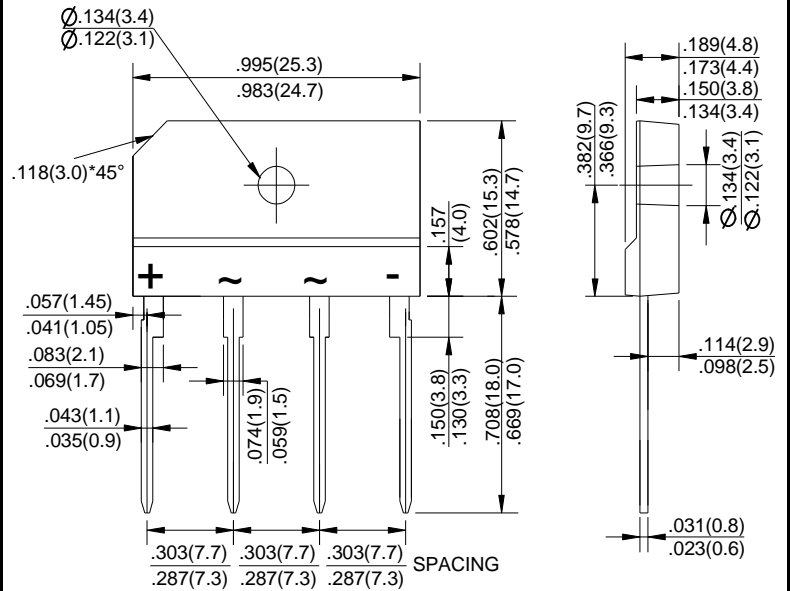
**GLASS PASSIVATED
BRIDGE RECTIFIERS**

REVERSE VOLTAGE - **600Volts**
FORWARD CURRENT - **4.0 Amperes**

FEATURES

- Surge overload rating -150 amperes peak
- Ideal for printed circuit board
- Reliable low cost construction utilizing molded plastic technique
- The plastic material has UL flammability classification 94V-0
- Mounting position:Any

4GBJ



Dimensions in inches and (millimeters)

MAXIMUM RATINGS AND ELECTRICAL CHARACTERISTICS

Rating at 25°C ambient temperature unless otherwise specified.

Single phase, half wave ,60Hz, resistive or inductive load.

For capacitive load, derate current by 20%

CHARACTERISTICS	SYMBOL	4GBJ406L	UNIT
Maximum Recurrent Peak Reverse Voltage	V _{RRM}	600	V
Maximum RMS Voltage	V _{RMS}	420	V
Maximum DC Blocking Voltage	V _{DC}	600	V
Maximum Average Forward Rectified Current (with heatsink Note 2) @ T _c =100°C (without heatsink)	I _(AV)	4.0 2.4	A
Peak Forward Surge Current 8.3ms Single Half Sine-Wave Super Imposed on Rated Load (JEDEC Method)	I _{FSM}	135	A
Maximum Forward Voltage at 4.0A DC	V _F	0.92	V
Maximum DC Reverse Current at Rated DC Blocking Voltage @ T _J =25°C @ T _J =125°C	I _R	10.0 127	μA
I ² t Rating for Fusing (t<8.3ms)	I ² t	76	A ² s
Typical Junction Capacitance Per Element (Note1)	C _J	45	pF
Typical Thermal Resistance	R _{θJC}	2.2	°C/W
Operating Temperature Range	T _J	-55 to +150	°C
Storage Temperature Range	T _{STG}	-55 to +150	°C

- NOTES: 1.Measured at 1.0MHz and applied reverse voltage of 4.0V DC.
2.Device mounted on 50mm*50mm*1.6mm Cu plate heatsink.
3.The typical data above is for reference only(典型值仅供参考).

FIG.1-FORWARD CURRENT DERATING CURVE

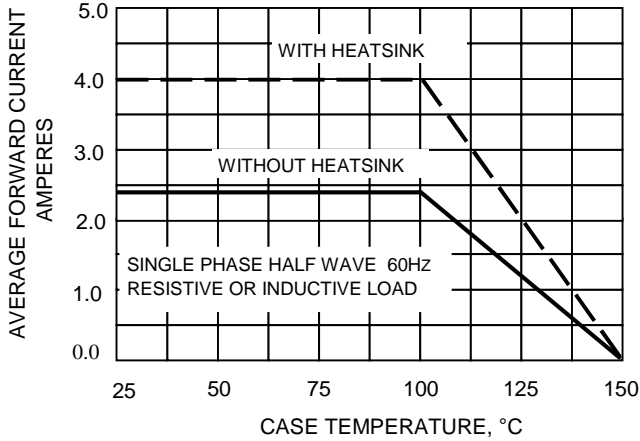


FIG.2-MAXIMUM NON-REPETITIVE SURGE CURRENT

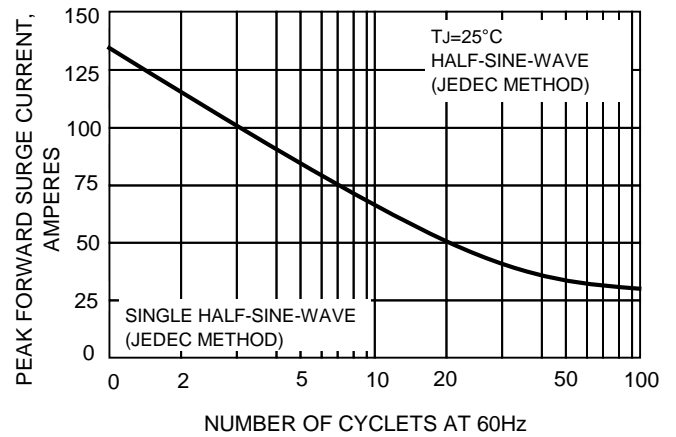


FIG.3-TYPICAL FORWARD CHARACTERISTICS

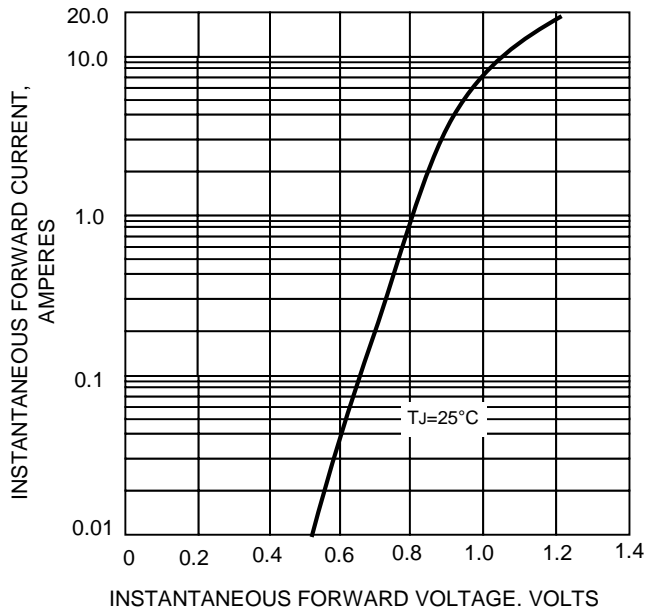


FIG.4-TYPICAL REVERSE CHARACTERISTICS

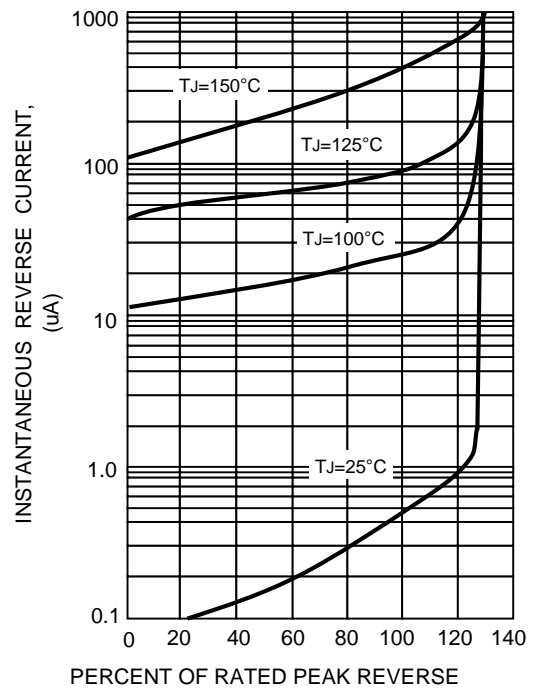
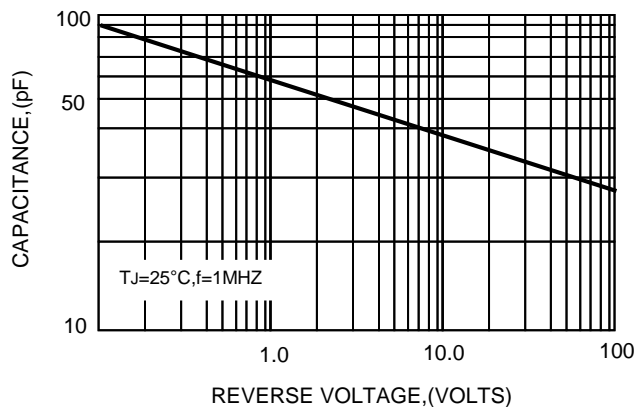


FIG.5-TYPICAL JUNCTION CAPACITANCE



The cruve graph is for reference only, can't be the basis for judgment(曲线图仅供参考)!