

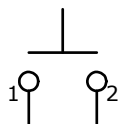
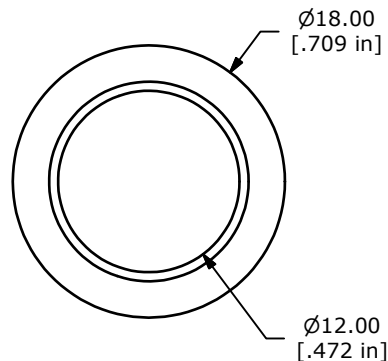
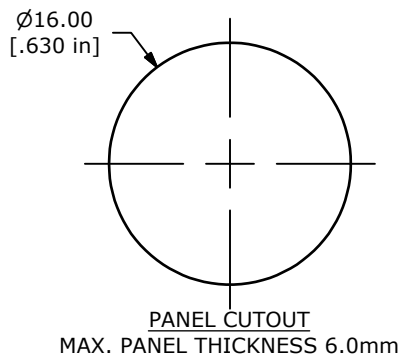


SWITCH FUNCTION	
POS. 1	POS. 2
	
OFF	(ON)
OPEN	1-2

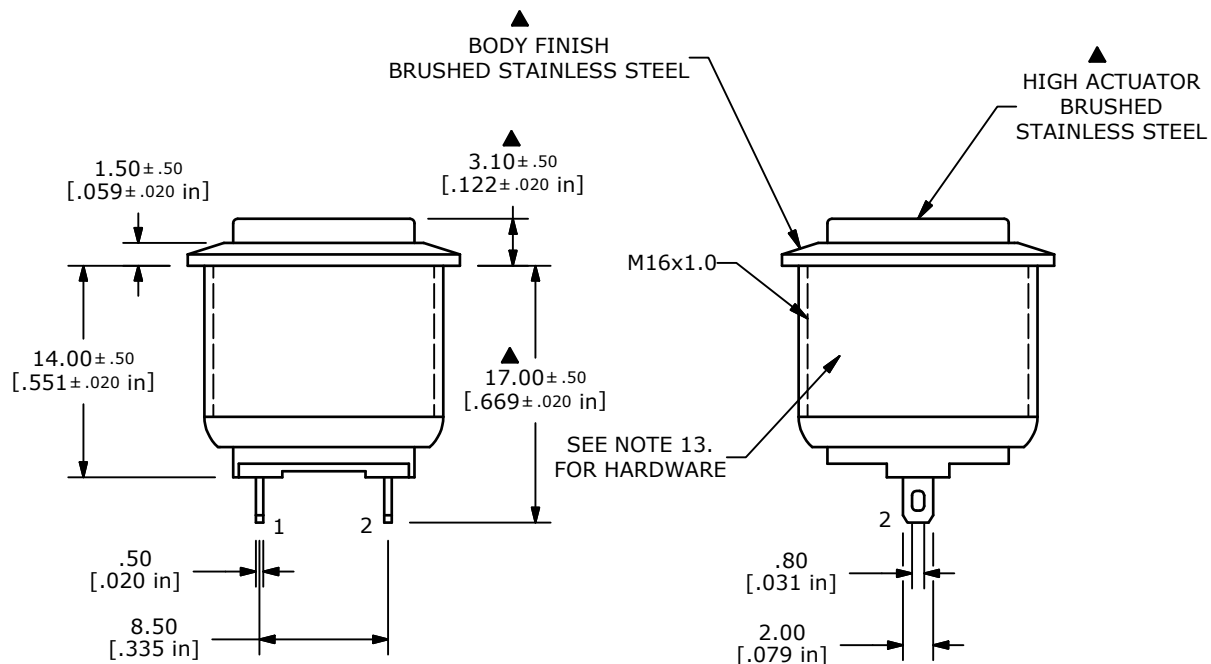
(ON) = MOMENTARY



▲ CIRCUIT: SPST

NOTE:

1. ALL DIMENSIONS IN MM [INCH]
2. GENERAL TOLERANCE: X.X=±0.4
X.XX=±0.25
3. TERMINAL NUMBERS FOR REF ONLY
4. CONTACT MATERIAL: SILVER PLATED COPPER
5. RATING: 2A 48VDC
6. ELECTRIC LIFE: 200,000 MAKE-AND-BREAK CYCLES
7. INSULATION RESISTANCE: 1,000 MΩ MIN.
8. DIELECTRIC STRENGTH: 2,000 VAC MIN. FOR 1 MINUTE
9. CONTACT RESISTANCE: 50mΩ MAX. @ 1A 12VDC
10. OPERATING TEMP.: -20°C to 55°C
11. ▲ DENOTES CRITICAL PARAMETER.
12. INGRESS PROTECTION: IP65
13. HARDWARE SUPPLIED: O-RING AND HEXNUT



A	20485	RELEASE FOR PRODUCTION	02/16/12	BMA
REV	PCR NO	DESCRIPTION	DATE	BY

TITLE PV2H240BB				
SCALE	DATE	DR	DWG	REV
2:1	2/16/2012	BMA	52-PV2H240BB	A

THE INFORMATION CONTAINED IN THIS DOCUMENT IS PROPRIETARY TO E-SWITCH AND IS NOT TO BE COPIED OR TRANSFERRED