

## Features

## Unregulated Converters

- High Efficiency up to 84% Full Load
- Low Deviation (10% ~ 100% Load)
- 1kVDC and 2kVDC Isolation Option
- Safety Certified
- -40°C to +100°C Operating Temperature Range
- 1W SIP7 Package

### Description

The RB/E series is an unregulated DC/DC converter in standard SIP7 package style. This series has been designed to offer exceptionally high efficiency at low loads, an extended operating temperature range and low deviation (10% to 100%). Uses include applications with restricted energy budget and industrial applications where a high efficiency level is required.

### Selection Guide

Part Number SMD	Isolation Voltage (kVDC)	Input Voltage (VDC)	Output Voltage (VDC)	Output Current (mA)	Efficiency (typ.)	Capacitive Load (max.) <sup>(1)</sup>
RB-3.305S/E*	1	3.3	5	200	83%	2200µF
RB-0505S/E*	1	5	5	200	84%	2200µF
RB-1205S/E*	1	12	5	200	84%	2200µF
RB-2405S/E*	1	24	5	200	81%	2200µF

\* add Suffix "/H" for 2kVDC Isolation Voltage - e.g. RB-3.305S/EH

\* add Suffix "/P" for Continuous Short Protection - e.g. RB-3.305S/EHP, RB-3.305S/EP

### Specifications (measured at $T_A = 25^\circ\text{C}$ , nominal input voltage, full load and after warm-up)

Input Voltage Range			±10%
Output Voltage Accuracy			±5% max.
Line Voltage Regulation	low line to high line at full load		1.2% max.
Load Voltage Regulation	Load Deviation 10% to 100%		12% typ.
Output Ripple and Noise (20MHz BW)			50mVp-p typ., 100mVp-p max.
Operating Frequency ( $V_{in}$ =nominal input)			20kHz min. / 90kHz max.
Efficiency			see Selection Guide
Minimum Load = 0%			Specifications valid for 10% minimum load only
Isolation Voltage	(tested for 1 second)		1000 VDC
	(rated for 1 minute**)		500VAC / 60Hz
Isolation Voltage	H-Suffix	(tested for 1 second)	2000VDC
	H-Suffix	(rated for 1 minute**)	1000VAC / 60Hz
Isolation Capacitance			75pF max.
Isolation Resistance	(Viso=500V)		10GΩ min.
Short-Circuit Protection			1 second
Operating Temperature Range			-40°C to +100°C
Storage Temperature			-55°C to +125°C
Relative Humidity			95% RH
Package Weight			2.2g
MTBF (+25°C)	} Detailed Information see Application Notes chapter "MTBF"	using MIL-HDBK 217F	3459 x 10 <sup>3</sup> hours
MTBF (+100°C)		using MIL-HDBK 217F	756 x 10 <sup>3</sup> hours

\*\*Any data referred to in this datasheet are of indicative nature and based on our practical experience only. For further details, please refer to our Application Notes.

#### Notes

Note 1: Maximum capacitive load is defined as the capacitive load that will allow start up in under 1 second without damage to the converter.

## ECONOLINE

### DC/DC-Converter

with 3 year Warranty

# RECOM

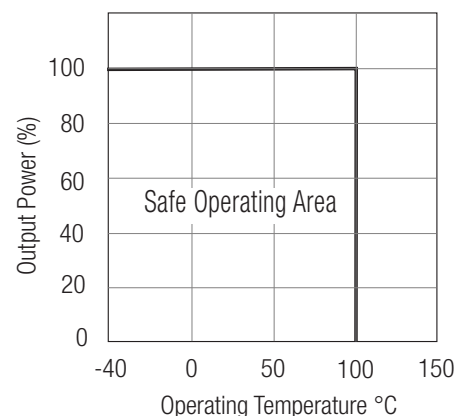
## 1 Watt SIP7 Single Output



**EN-60950-1 Certified**  
**UL-60950-1 Certified**

# RB/E

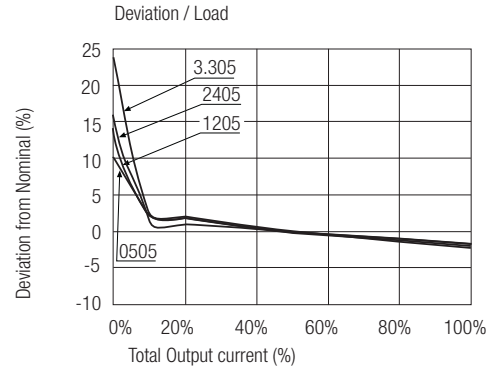
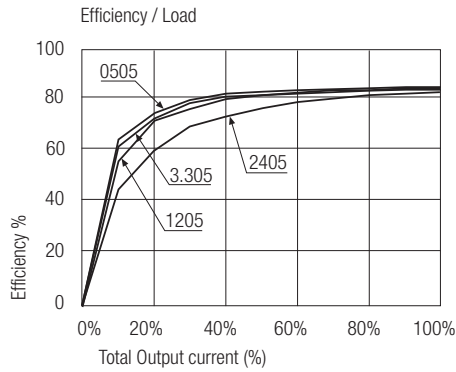
## Derating-Graph (Ambient Temperature)



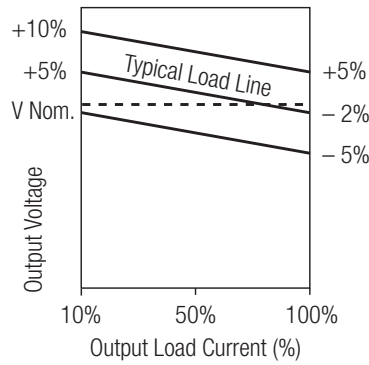
Refer to Application Notes

**Typical Characteristics**

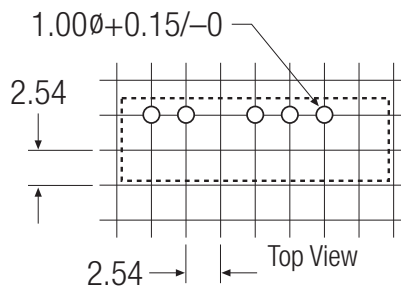
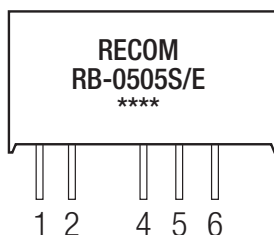
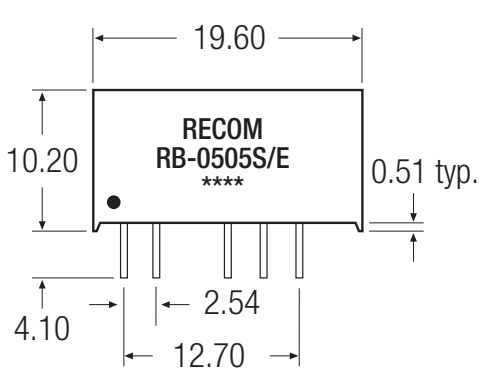
**RB-xx05S/E**



**Tolerance Envelope**



**Package Style and Pinning**



Pin #	Pin Connections	Function
1		+Vin
2		-Vin
4		NC
5		-Vout
6		+Vout

NC = No Internal Connection

Unit: mm  
Tolerance:  $\pm 0.25$  mm