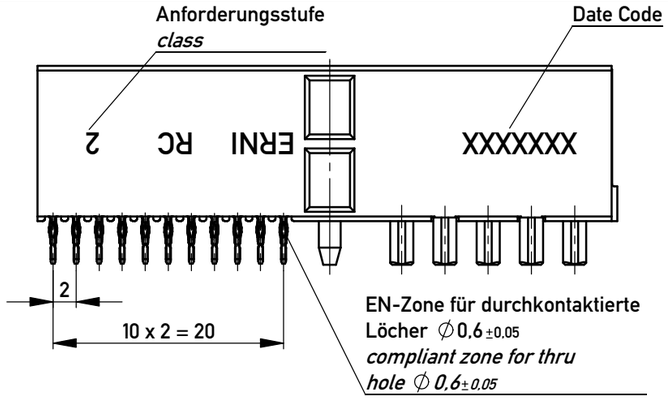

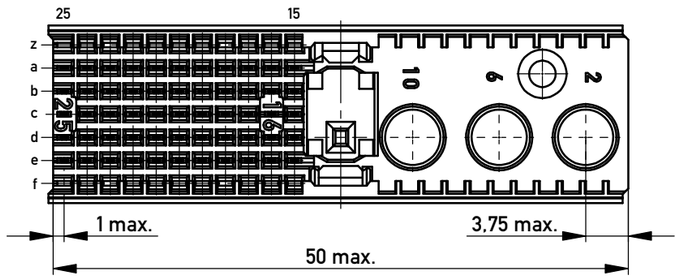

Bestückungsplan / *contact layout*

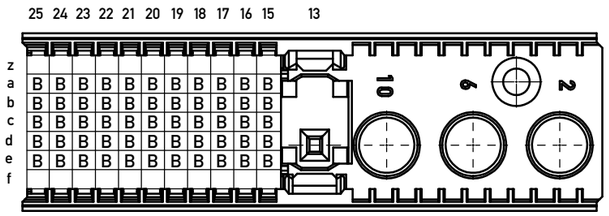

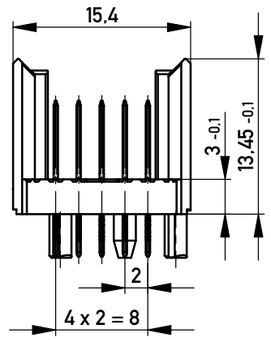

1) ∅ 0,6 ±0,05 Durchmesser des metallisierten Loches
∅ 0,6 ±0,05 Diameter of finished plated-through hole
∅ 0,7 ±0,02 Bohrungsdurchmesser des Loches
∅ 0,7 ±0,02 Diameter of drilled hole

Schichtaufbau im metallisierten Loch siehe Zeichnung 164062 Nr.1
Metal plating of plated-through hole see drawing 164062 No.1

2) ∅3,5 $^{+0,04}_{-0,06}$ Durchmesser des metallisierten Loches
∅3,5 $^{+0,04}_{-0,06}$ Diameter of finished plated-through hole

∅3,6 $_{-0,03}$ Bohrungsdurchmesser des Loches
∅3,6 $_{-0,03}$ Diameter of drilled hole

Schichtaufbau im metallisierten Loch siehe Zeichnung 164062 Nr.15
Metal plating of plated -through hole see drawing 164062 No.15

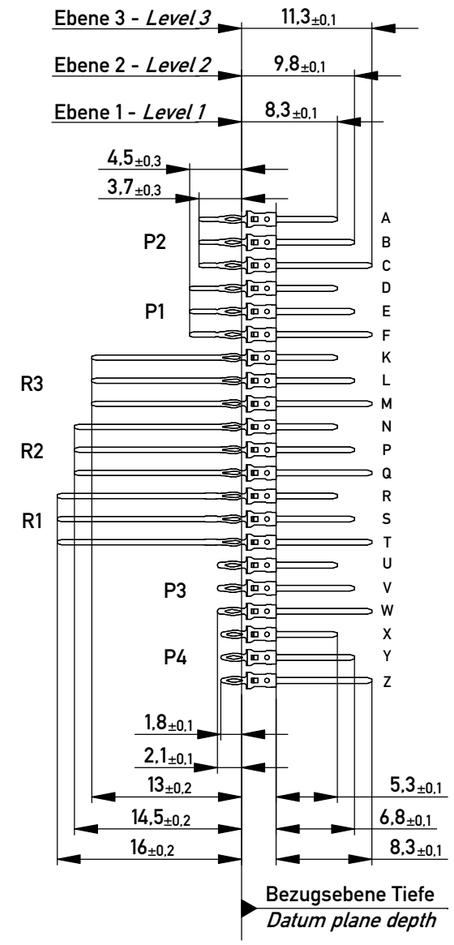

Lochbild für Leiterplatte (Bestückungsseite) / *Board hole pattern (Component mounting side)*

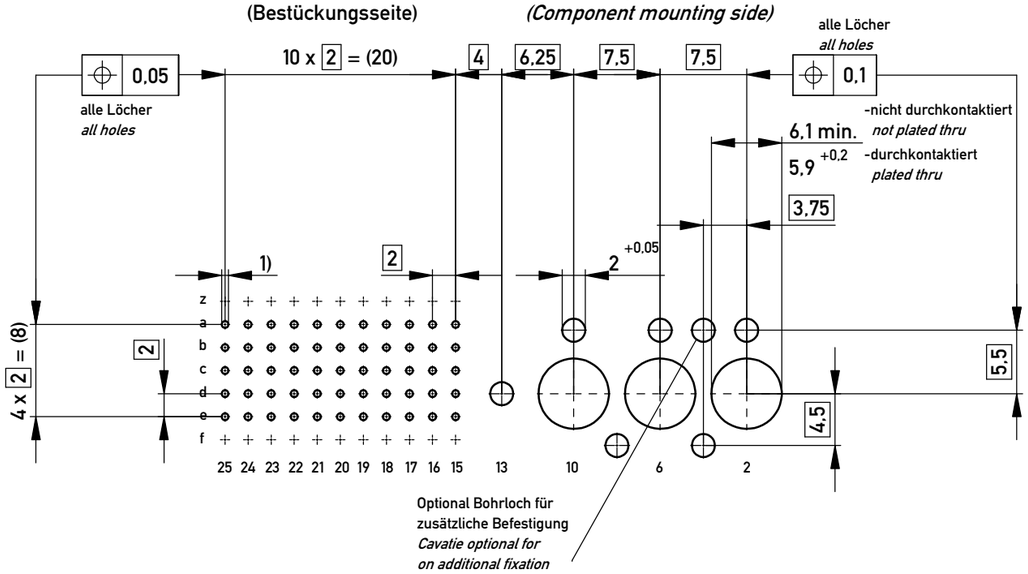

Lochbild für Leiterplatte (Bestückungsseite) für Einpresstechnik / *Board hole pattern (Component mounting side) for press fitting*

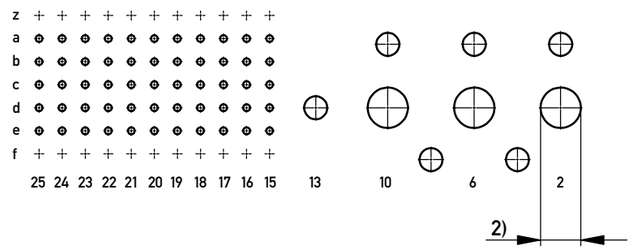

Fehlende Maße und Angaben nach IEC 61076-4-101
Missing information and dimensions per IEC 61076-4-101

Information: P2 Level 2 siehe Bestückungsplan / *see contact layout*	Tolerances	All Dimensions in mm	Scale 2:1
All rights reserved. Only for Information. To ensure that this is the latest version of this drawing, please contact one of the ERNI companies before using.	Subject to modification without prior notice. Drawing will not be updated.		Designation ERmet Messerleiste M *ERmet male wide type M*
d 20.02.2015	ERNI www.ERNI.com		100400360001 K
Index Date			A3
			Class ERMM

Copyright by ERNI Production GmbH & Co. KG
Proprietary notice pursuant to ISO 16016 to be observed.