

Zener diode

UMZ12N

●Applications

Constant voltage control

Noise suppression on single line

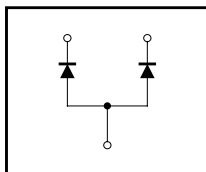
●Features

- 1) Small surface mounting type. (UMD3)
- 2) Multiple diodes with common anode configuration.
- 3) High reliability.

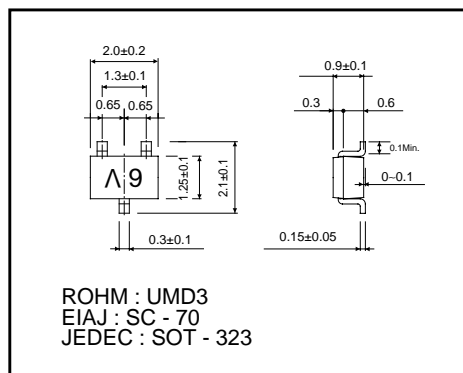
●Construction

Silicon epitaxial planar

●Circuit



●External dimensions (Units : mm)



●Absolute maximum ratings (Ta=25°C)

Parameter	Symbol	Limits	Unit
Power dissipation*	P	200	mW
Junction temperature	T _j	150	°C
Storage temperature	T _{stg}	-55--+150	°C

* Total of 2 elements

●Electrical characteristics (Ta=25°C)

Parameter	Symbol	Min.	Max.	Unit	Conditions
Zener voltage	V _z	11.0	13.0	V	I _z =5mA
Reverse current	I _R	—	0.10	μA	V _R =9V
Operating resistance	Z _z	—	30	Ω	I _z =5mA
Rising operating resistance	Z _{zk}	—	80	Ω	I _z =0.5mA

Diodes

● Electrical characteristic curves (Ta=25°C)

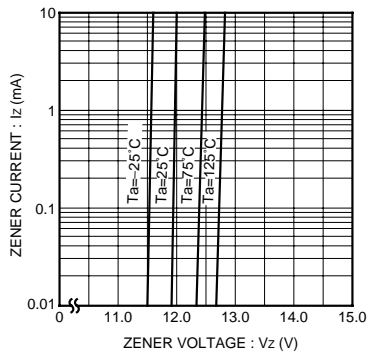


Fig.1 Zener voltage characteristics

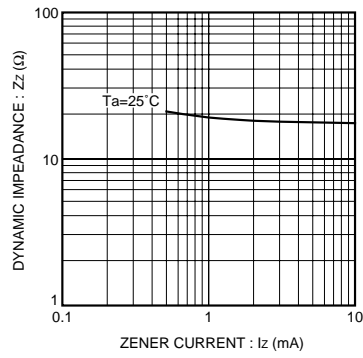


Fig.2 Operating resistance Zener current characteristics

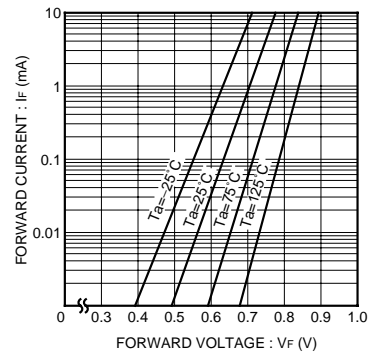


Fig.3 Forward characteristics

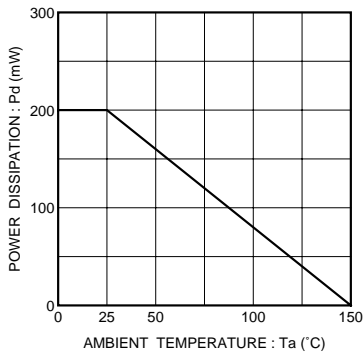


Fig.4 Derating curve