

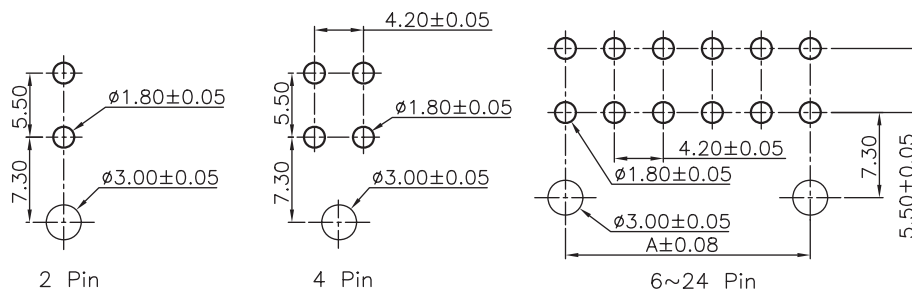
1

2

3

4

5



PCB LAYOUT - COMPONENT VIEW

TECHNICAL CHARACTERISTICS

MATERIAL
 INSULATOR: NYLON 66
 FLAMABILITY RATING: UL94-V0
 COLOR: WHITE
 CONTACT MATERIAL: TIN OVER NICKEL
 CONTACT TYPE: STAMPED
 CONTACT PLATING: TIN
 QUALITY CLASS: 25 MATING CYCLES
 PITCH: 4.20 MM

ENVIRONMENTAL
 OPERATING TEMPERATURE: -40 UP TO 105°C
 COMPLIANCE: LEAD FREE AND ROHS

ELECTRICAL
 CURRENT RATING: 6 TO 9 A

NB CIRCUITS	2-3	4-6	7-10	12-24
AMPERES	9	8	7	6

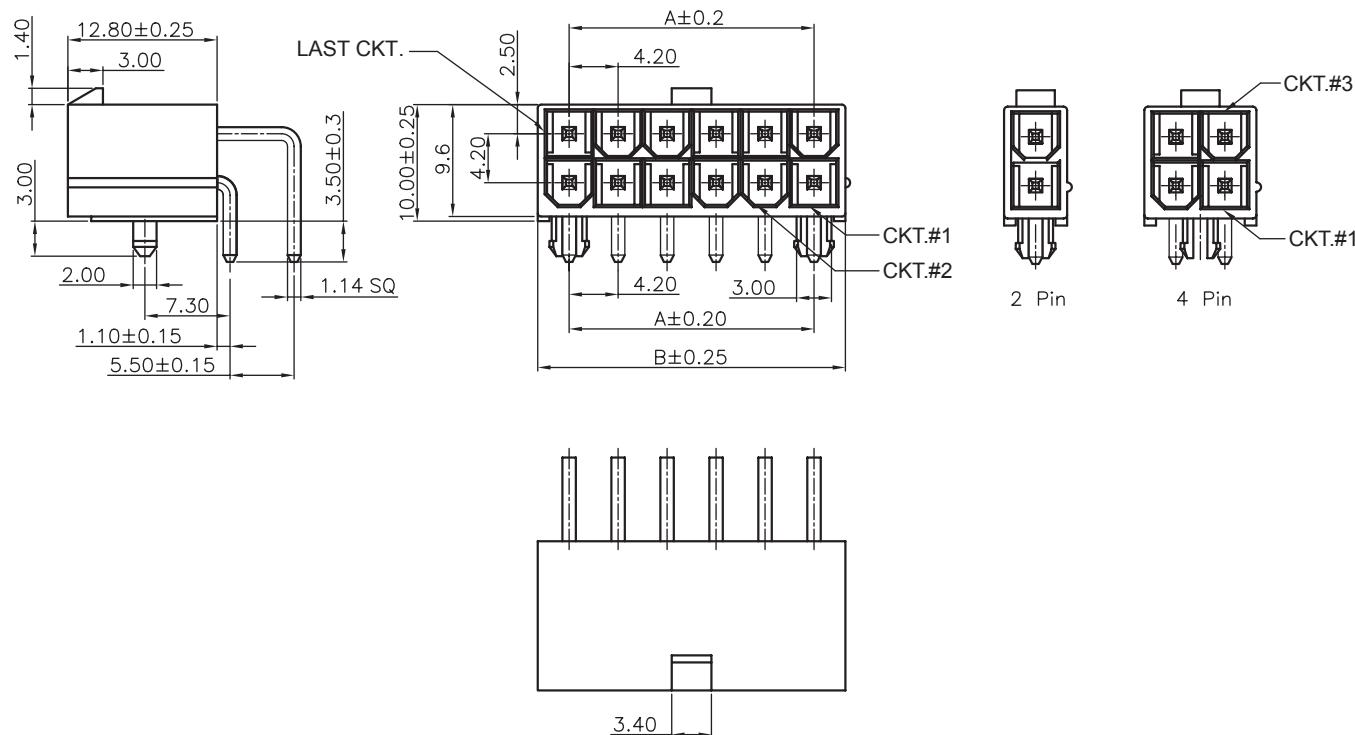
WORKING VOLTAGE: 600 VAC
 INSULATOR RESISTANCE: >1000 MOHM
 DIELECTRIC WITHSTANDING VOLTAGE: 1500 VAC/MN
 CONTACT RESISTANCE: 10 MOHM MAX

STANDARD
 CERTIFIED: E323964

SOLDERING
 JEDEC LEAD FREE WAVE SOLDERING PROCESS

PACKAGING
 TRAY

DIMENSION
 A = 4.20 x (NB. PIN / 2 - 1)
 B = 4.20 x (NB. PIN / 2) + 1.30



RoHS Compliant

PROJECTION:



GENERAL TOLERANCE

.X = ± 0.2 .XX = ± 0.15 

K	01-JUL-15	PINNING	AK
J	26-SEP-14	DRAWING	AS
I	13-FEB-14	CORRECTIONS	QL
H	10-AUG-11	CONTACT	GG
REV	DATE	FILE	BY

APPROVAL: BBu

UNIT: MM

SCALE:

SHEET: 1/3

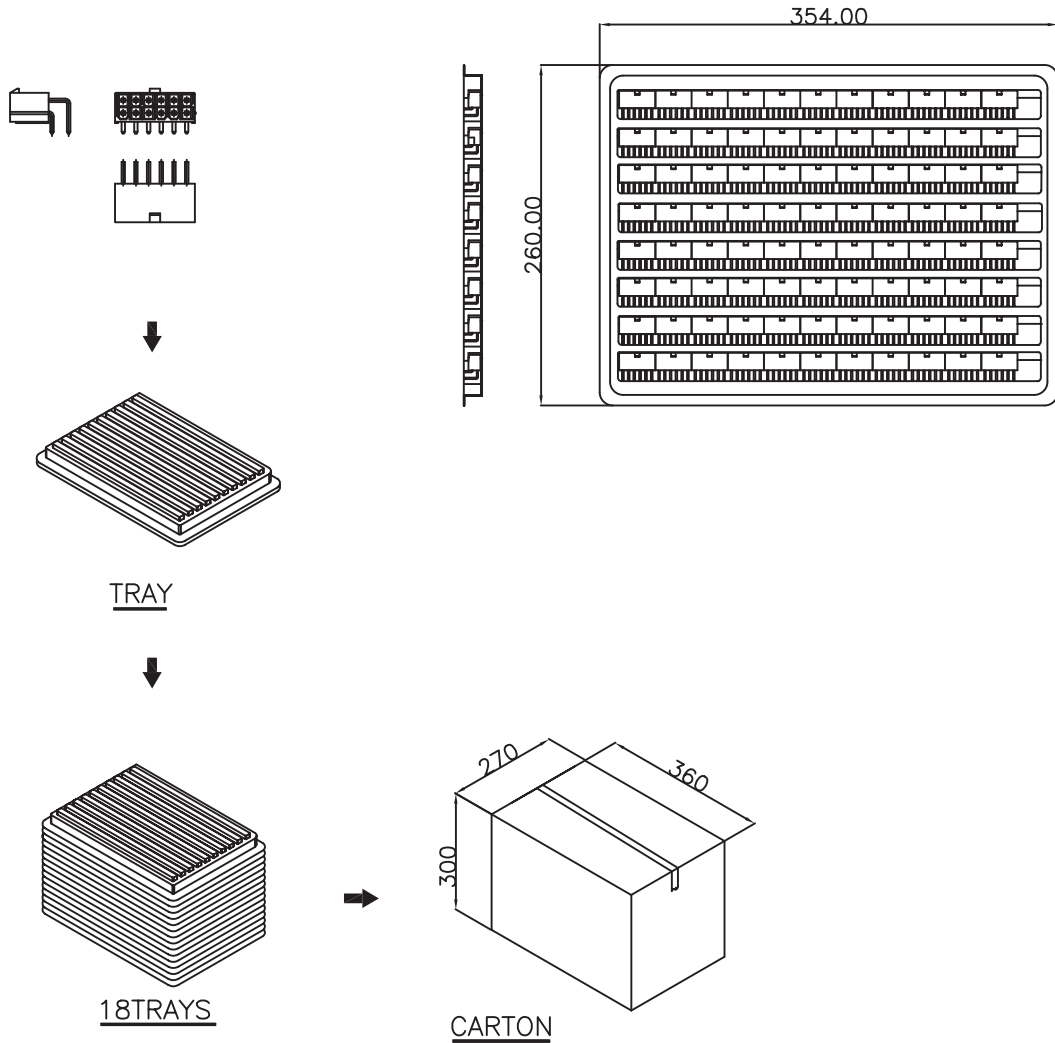
DRAW: AS

DESCRIPTION: WR-MPC4 - 4.20MM MALE DUAL ROW RIGHT ANGLE
 HEADER WITH MOUNTING PEGS

WERI PART NO: 649 0xx 227 222

SIZE

A4



Note:
 1.Dimension:
 Tray Size:354(L)x260(W)x20(H) (mm)
 Carton Size:360(L)x270(W)x300(H) (mm)
 2.Quantity:
 18 Tray/Carton

Pin	PCS/Tray	Tray/Carton	PCS/Carton
2	440	18	7920
4	256	18	4608
6	176	18	3168
8	136	18	2448
10	112	18	2016
12	88	18	1584
14	80	18	1440
16	72	18	1296
18	64	18	1152
20	56	18	1008
22	48	18	864
24	48	18	864

RoHS Compliant				PROJECTION: 	GENERAL TOLERANCE .X = +/- 0.2 .XX = +/- 0.15		DESCRIPTION: 4.20MM MALE DUAL ROW RIGHT ANGLE HEADER WITH MOUNTING PEGS	SIZE A4
G								
F					SCALE:			
E					SHEET: 2/3			
D					DRAW: PEARL			
C								
B								
A								
REV	DATE	FILE	BY					

1

2

3

4

5

Cautions and Warnings:

This electronic component is designed and developed with the intention for use in general electronics equipments.

Before incorporating the components into any equipments in the field such as aerospace, aviation, nuclear control, submarine, transportation, (automotive control, train control, ship control), transportation signal, disaster prevention, medical, public information network etc. where higher safety and reliability are especially required or if there is possibility of direct damage or injury to human body, Würth Elektronik must be asked for a written approval.

In addition, even electronic component in general electronic equipments, when used in electrical circuits that require high safety, reliability functions or performance, the sufficient reliability evaluation-check for the safety must be performed before by the user before usage.

A

B

C

RoHS Compliant

G				PROJECTION: 	GENERAL TOLERANCE .X = +/- 0.2 .XX = +/- 0.15		
F							
E							
D							
C				APPROVAL: JC	UNIT: MM	DESCRIPTION: DISCLAIMER	SIZE A4
B					SCALE:		
A	10-SEP-14	PDF	QL		SHEET: 3/3	WERI PART NO: DISCLAIMER	
REV	DATE	FILE	BY		DRAW: QL		

D