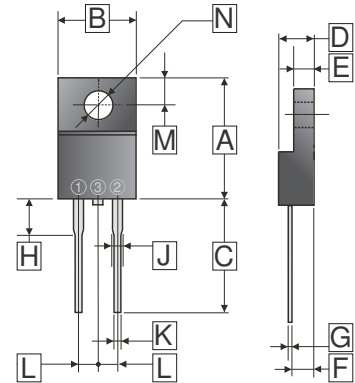


RoHS Compliant Product  
A suffix of "-C" specifies halogen free

## FEATURES

- High Surge Capacity
- 150°C Operating Junction Temperature
- Low Power Loss, High Efficiency
- High-Switching Speed 21 Nanosecond Recovery Time
- Low Forward Voltage, High Current Capability
- Low Stored Charge Majority Carrier Conduction
- Plastic Material Used Carries Underwriters Laboratory Flammability Classification 94V-O

ITO-220A

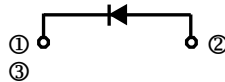


Dimensions in millimeters

REF.	Millimeter		REF.	Millimeter	
	Min.	Max.		Min.	Max.
A	14.70	15.30	H	3.50	3.90
B	9.50	10.50	J	1.10	1.50
C	13.00 Min		K	0.50	0.90
D	4.30	4.70	L	2.44	2.64
E	2.50	3.10	M	2.50	2.90
F	2.40	2.80	N	φ 3.1	φ 3.4
G	0.30	0.70			

## PACKAGING INFORMATION

Weight: 1.64 grams (approximate)

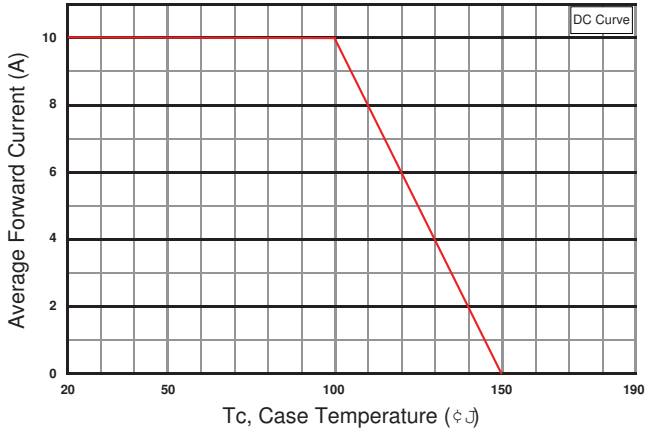


## MAXIMUM RATINGS AND ELECTRICAL CHARACTERISTICS

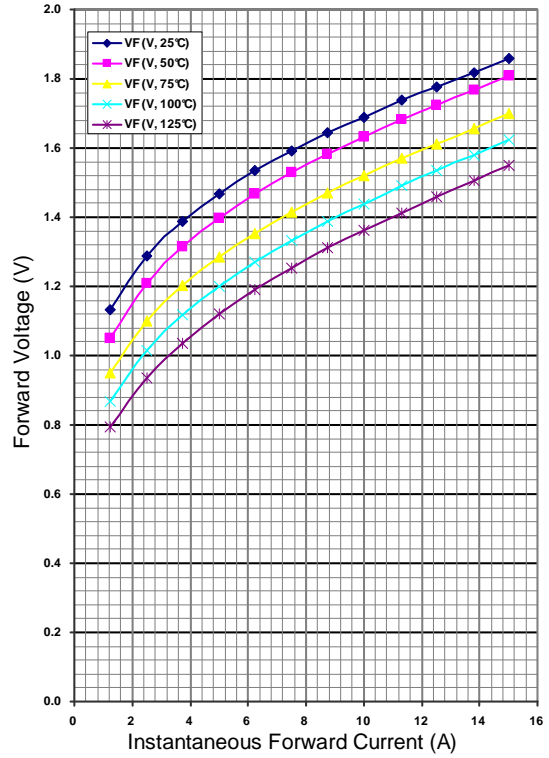
CHARACTERISTICS	SYMBOL	SF10S60F	UNITS
Peak Repetitive Reverse Voltage	$V_{RRM}$	600	V
Working Peak Reverse Voltage	$V_{RWM}$		V
DC Blocking Voltage	$V_R$	480	V
Average Rectifier Forward Current	$I_{F(AV)}$	10	A
Non-Repetitive Peak Surge Current (Surge applied at rate load conditions half-wave, single phase, 60Hz)	$I_{FSM}$	110	A
Max. Instantaneous Forward Voltage ( $I_F = 10\text{ A}$ , $T_C = 25^\circ\text{C}$ )	$V_F$	2.8	V
Typical Forward Voltage ( $I_F = 10\text{ A}$ , $T_C = 125^\circ\text{C}$ )		1.8	
Max. Instantaneous Reverse Current (Rated DC Voltage, $T_C = 25^\circ\text{C}$ )	$I_R$	10	$\mu\text{A}$
(Rated DC Voltage, $T_C = 125^\circ\text{C}$ )		500	
Max. Reverse Recovery Time ( $I_F = 0.5\text{ A}$ , $V_R = 30\text{ V}$ , $di_F / dt = 100\text{ A} / \mu\text{s}$ )	$T_{RR}$	30	nS
Typical Reverse Recovery Time ( $I_F = 0.5\text{ A}$ , $V_R = 30\text{ V}$ , $di_F / dt = 100\text{ A} / \mu\text{s}$ )		20	
Typical Junction Capacitance (Reverse Voltage of 0V & $f = 1\text{ MHz}$ )	$C_P$	180	pF
Thermal Resistance	$R_{\theta JC}$	5.0	$^\circ\text{C} / \text{W}$
Operating Junction and Storage Temperature Range	$T_J, T_{STG}$	-65~+150	$^\circ\text{C}$

**RATINGS AND CHARACTERISTIC CURVES (SF10S60F)**

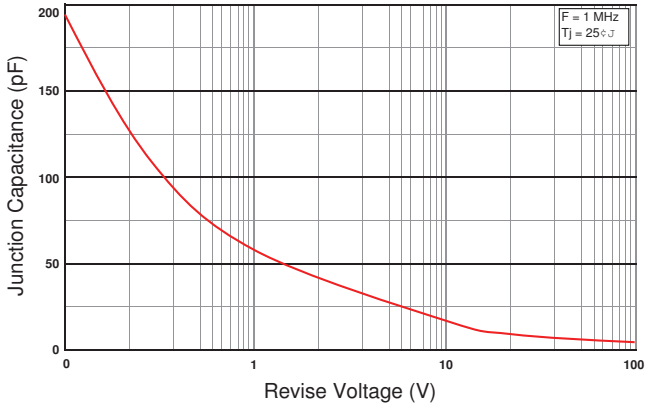
Typical Forward Current Derating Curve



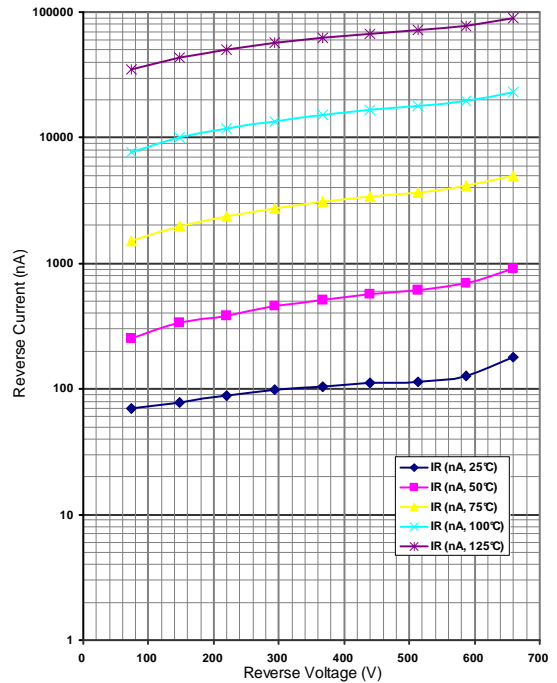
Typical Forward Characteristic



Typical Junction Capacitance



Typic Reverse Curve



Maximum Non- Repetitive Forward Surge Current

