

BC817

Surface mount switching diode

Features


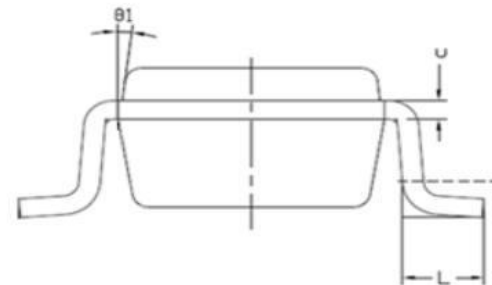
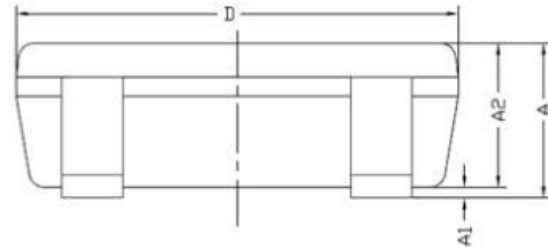
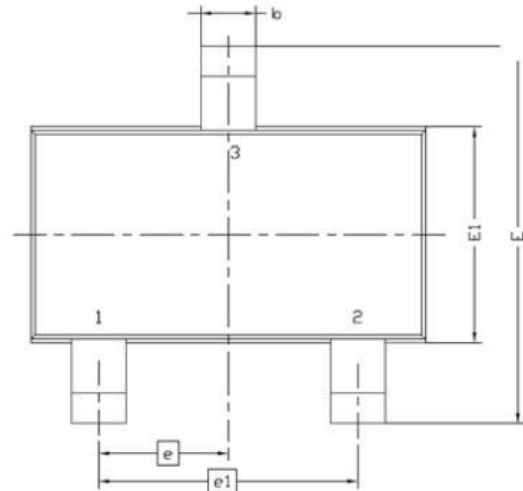
- For general AF application.
- Complementary PNP type available BC807.
- High collector current, high current gain.
- Low collector-emitter saturation voltage.
- RoHS compliant package

Applications

- General purpose medium power amplifier.
- Switching requiring collector currents up to 1.2mA.

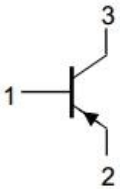
Packing & Order Information

3,000/Reel



**RoHS
COMPLIANT**

Graphic symbol



Symbol	MILLIMETERS	
	MIN	MAX
A	0.8	1.2
A1	0	0.1
A2	0.7	1.1
b	0.3	0.5
c	0.1	0.2
D	2.7	3.1
E	2.6	3
E1	1.4	1.8
e	0.95 BSC	
e1	1.9 BSC	
L	0.3	0.6
$\theta1$	7° NOM	

BC817

Surface mount switching diode

ORDERING INFORMATION

Type No.	Marking	Package Code
BC817-16	6A	SOD-123
BC817-25	6B	SOD-123
BC817-40	6C	SOD-123

MAXIMUM RATINGS AND ELECTRICAL CHARACTERISTICS

MAXIMUM RATING @ Ta=25°C unless otherwise specified

Parameter	Symbol	Value	Unit
Collector-Base Voltage	V_{CBO}	50	V
Collector-Emitter Voltage	V_{CEO}	45	V
Emitter-Base Voltage	V_{EBO}	5	V
Collector Current -Continuous	I_C	500	mA
Collector Dissipation	P_C	300	mW
Junction and Storage Temperature	T_j, T_{stg}	-55 to +150	°C

ELECTRICAL CHARACTERISTICS @ Ta=25°C unless otherwise specified

Parameter	Conditions	Symbol	Min	Max	Unit
Collector-base breakdown voltage	$I_C=10\mu A$ $I_E=0$	$V_{(BR)CBO}$	50		V
Collector-emitter breakdown voltage	$I_C=10mA$ $I_B=0$	$V_{(BR)CEO}$	45		V
Emitter-base breakdown voltage	$I_E=1\mu A$ $I_C=0$	$V_{(BR)EBO}$	5		V
Collector cut-off current	$V_{CB}=45V$ $I_E=0$	I_{CBO}		0.1	μA
Emitter cut-off current	$V_{EB}=4V$ $I_C=0$ 0.1	I_{EBO}		0.1	μA
DC current gain	$V_{CE}=1V$ $I_C=100mA$ $V_{CE}=1V$ $I_C=100mA$	h_{FE}	100 40	600	
Collector-emitter saturation voltage	$I_C=500mA$ $I_B=50mA$	$V_{CE(sat)}$		0.7	V
Base-emitter saturation voltage	$I_C=500mA$ $I_B=50mA$	$V_{BE(sat)}$		1.2	V
Collector capacitance	$V_{CB}=10V, f=1MHz$	C_{ob}		10	pF
Transition frequency	$V_{CE}=5V$ $I_C=10mA$ $f=100MHz$	f_T	100		MHz

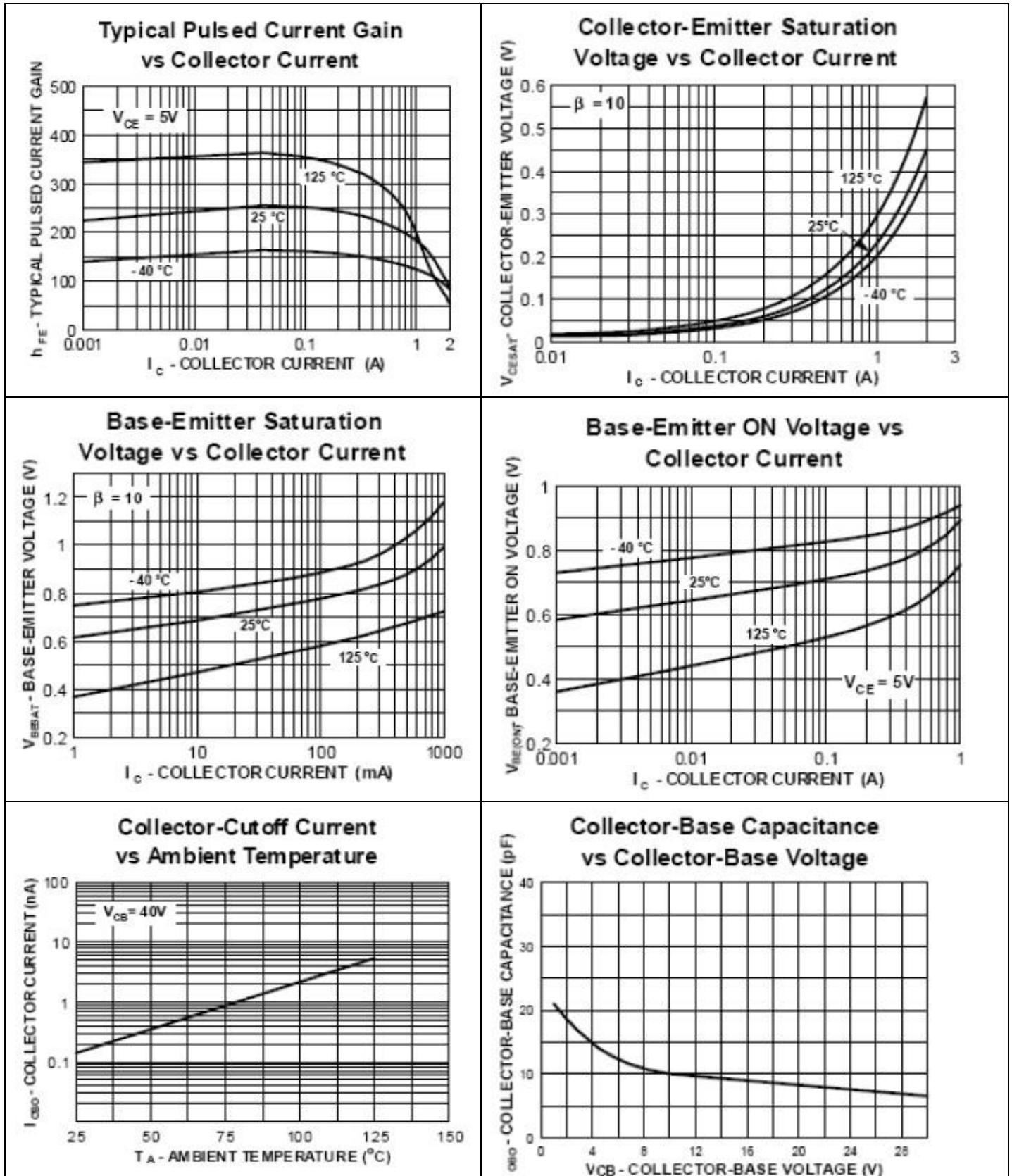
CLASSIFICATION OF HFE(1)

Rank	BC817-16	BC817-25	BC817-40
Range	100-250	160-400	250-600
Marking	6A	6B	6C

BC817

Surface mount switching diode

■NPN General Purpose Amplifier



BC817

Surface mount switching diode

Disclaimer

ALL PRODUCT, PRODUCT SPECIFICATIONS AND DATA ARE SUBJECT TO CHANGE WITHOUT NOTICE TO IMPROVE RELIABILITY, FUNCTION OR DESIGN OR OTHERWISE.

Bruckewell Technology Inc., its affiliates, agents, and employees, and all persons acting on its or their behalf (collectively, "Bruckewell"), disclaim any and all liability for any errors, inaccuracies or incompleteness contained in any datasheet or in any other disclosure relating to any product.

Bruckewell makes no warranty, representation or guarantee regarding the suitability of the products for any particular purpose or the continuing production of any product. To the maximum extent permitted by applicable law, Bruckewell disclaims

- (i) Any and all liability arising out of the application or use of any product.
- (ii) Any and all liability, including without limitation special, consequential or incidental damages.
- (iii) Any and all implied warranties, including warranties of fitness for particular purpose, non-infringement and merchantability.

Statements regarding the suitability of products for certain types of applications are based on Bruckewell's knowledge of typical requirements that are often placed on Bruckewell products in generic applications.

Such statements are not binding statements about the suitability of products for a particular application. It is the customer's responsibility to validate that a particular product with the properties described in the product specification is suitable for use in a particular application. Parameters provided in datasheets and/or specifications may vary in different applications and performance may vary over time.

Product specifications do not expand or otherwise modify Bruckewell's terms and conditions of purchase, including but not limited to the warranty expressed therein.