



**Electrical data**

Impedance	50 Ω
Frequency	DC to 6 GHz
Return loss	≥ 26 dB, DC to 1 GHz
Insertion loss	≤ 0.1 x $\sqrt{f(\text{GHz})}$ dB
Insulation resistance	≥ 1x10 <sup>3</sup> MΩ
Center contact resistance	≤ 5 mΩ
Outer contact resistance	≤ 5 mΩ
Test voltage	750 V rms
Working voltage	335 V rms
Power current	≤ 1 A DC

- Connector only, VSWR in application depends decisive on PCB layout –

**Mechanical data**

Mating cycles	≥ 25
Engagement force	≤ 25 N
Disengagement force	≥ 2 N
Retention force latch	≥ 110 N
Coding efficiency	≥ 40 N



**Environmental data**

Temperature range	-40°C to +105°C
Thermal shock	DIN 72594-2 clause 8.2
Temperature and humidity	DIN 72594-2 clause 8.3
Vibration and mechanical shock	DIN 72594-2 clause 8.1
Dry heat	DIN 72594-2 clause 8.4
Soldering profile	acc. IEC 60068-2-58 Group 3&4
RoHS	compliant



**Tooling**

N/A

**Packing**

Standard	430 pcs in tape & reel
Weight	2,4 g/pce

**Storage condition**

Moisture Sensitivity Level	2
----------------------------	---

















Dieses Dokument ist urheberrechtlich geschützt • This document is protected by copyright • Rosenberger Hochfrequenztechnik GmbH & Co. KG

RF\_35/05.10/6.2

**Coding**

Part Number has to be accomplished by codification

Coding	Color	RAL	Part-Number	
	A	black	sim. 9005	59S2AQ-40MT5-A_1
	B	white	sim. 9001	59S2AQ -40MT5-B_1
	C	blue	sim. 5005	59S2AQ -40MT5-C_1
	D	bordeauxviolet	sim. 4004	59S2AQ -40MT5-D_1
	E	green	sim. 6002	59S2AQ -40MT5-E_1
	F	brown	sim. 8011	59S2AQ -40MT5-F_1
	G	grey	sim. 7031	59S2AQ -40MT5-G_1
	H	violet	sim. 4003	59S2AQ -40MT5-H_1
	I	beige	sim. 1001	59S2AQ-40MT5-I_1
	K	curry	sim. 1027	59S2AQ-40MT5-K_1
	L	carmine-red	sim. 3002	59S2AQ-40MT5-L_1
	M	pastel-orange	sim. 2003	59S2AQ-40MT5-M_1
	N	white-green	sim. 6019	59S2AQ-40MT5-N_1
	Z	waterblue	sim. 5021	59S2AQ-40MT5-Z_1

**Technical Data Sheet****Rosenberger**

FAKRA-HF

RIGHT ANGLE PLUG  
PCB WITH HOUSING**59S2AQ-40MT5-Y\_1****Change History**

Rev.	Date	Change
b00	08.10.14	base dimensions in drawing
c00	03.11.14	packing changed from 460 to 430 pcs in tape & reel Tape & reel packaging changed from VG255.46000 to VG255.43000
d00	19.11.14	added storage temperature range: 0 – 23°C; and humidity range: max. 50%
e00	02.03.16	deleted storage temperature range: 0 – 23°C; humidity range: max. 50% and mechanical data are valid 48h from the end of the soldering process , added Storage condition, MSL2

While the information has been carefully compiled to the best of our knowledge, nothing is intended as representation or warranty on our part and no statement herein shall be construed as recommendation to infringe existing patents. In the effort to improve our products, we reserve the right to make changes judged to be necessary.

Draft	Date	Approved	Date	Rev.	Engineering change number	Name	Date
M. Bieberbach	19.09.14	C. Wagner	02.03.16	e00	16-0347	T. Koschel	02.03.16

Rosenberger Hochfrequenztechnik GmbH & Co. KG  
P.O.Box 1260 D-84526 Tittmoning Germany  
[www.rosenberger.de](http://www.rosenberger.de)

Tel. : +49 8684 18-0  
Email : [info@rosenberger.de](mailto:info@rosenberger.de)

Page

4 / 4