

6

5

4

3

2

1

MATERIAL AND FINISH:

Insulator: Impact resistance Polypropylene, black,
UL-94V-HB rated

PDSN-25A (wire leads): PVC, 26 AWG

Contact & terminals:

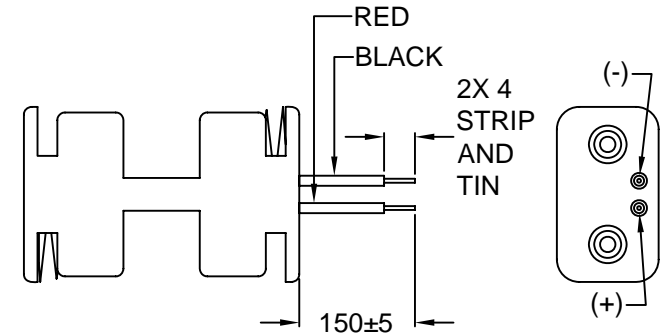
PDSN-25C: Brass, Nickel plated

PDSN-25D: Steel, Nickel plated

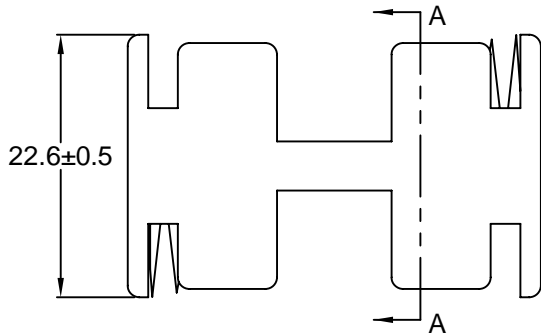
Spring: Spring Steel, Nickel plated imbedded in
Polypropylene

ENVIRONMENTAL:

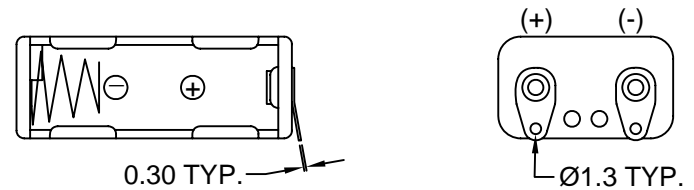
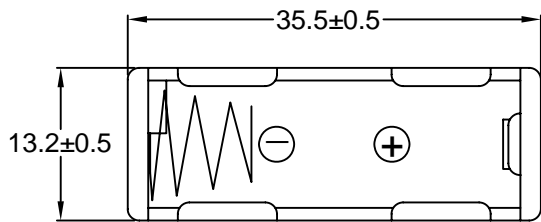
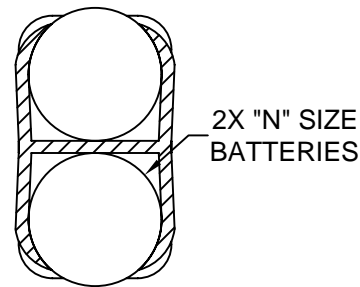
Operating temperature: -5°C to +83°C



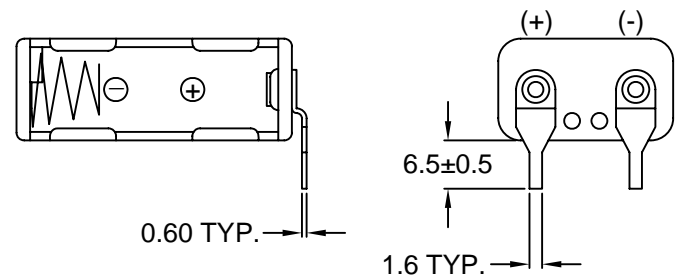
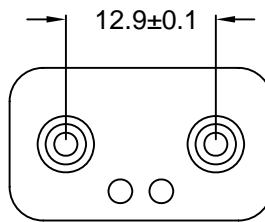
PDSN-25A WIRE LEADS



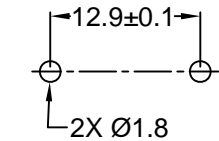
SECTION A-A



PDSN-25C SOLDER LUGS



PDSN-25D PCB PINS



RECOMMENDED
PCB LAYOUT FOR
PDSN-25D

REVISIONS	CHNG	CHK	APPR
REV	DATE	CHANGE	

TOLERANCE UNLESS OTHERWISE SPECIFIED			
X	± 1		
X.X	± 0.4		
X.XX	± 0.20		
DRAWN BY	GQ	DATE:	06/05/02
CHECK BY	TD	DATE:	06/05/02
APPR BY	PB	DATE:	06/05/02

Power Dynamics, Inc.

Phone: 973 560-0019 Whippany, New Jersey Fax: 973 560-0076

PART: 2 CELL TYPE "N" BATTERY HOLDER
SIDE BY SIDE

PDSN-25X		SHEET 1 of 1
PART #:	SIZE: A	ALL DIMENSIONS FOR REFERENCE ONLY DIMENSIONS ARE IN MILLIMETERS
SCALE: NTS	REV:	

6

5

4

3

2

1