

## KEY FEATURES

- Fully Isolated Plastic Case with IP67 Level
- With Constant Current & Constant Voltage (C.C+C.V mode)
- With P.F.C. Function, PF>0.9
- High Efficiency up to 90%
- Free Air Convection
- Protections: Over Load / Over Voltage / Short Circuit
- High Reliability & Double Layered PCB
- Suitable for LED lighting and moving sign applications
- Isolation Class II
- 3-Year Product Warranty



**IP67** **CE** **UL**<sup>®</sup>  
E347942  
LEVEL3

## ELECTRICAL SPECIFICATIONS

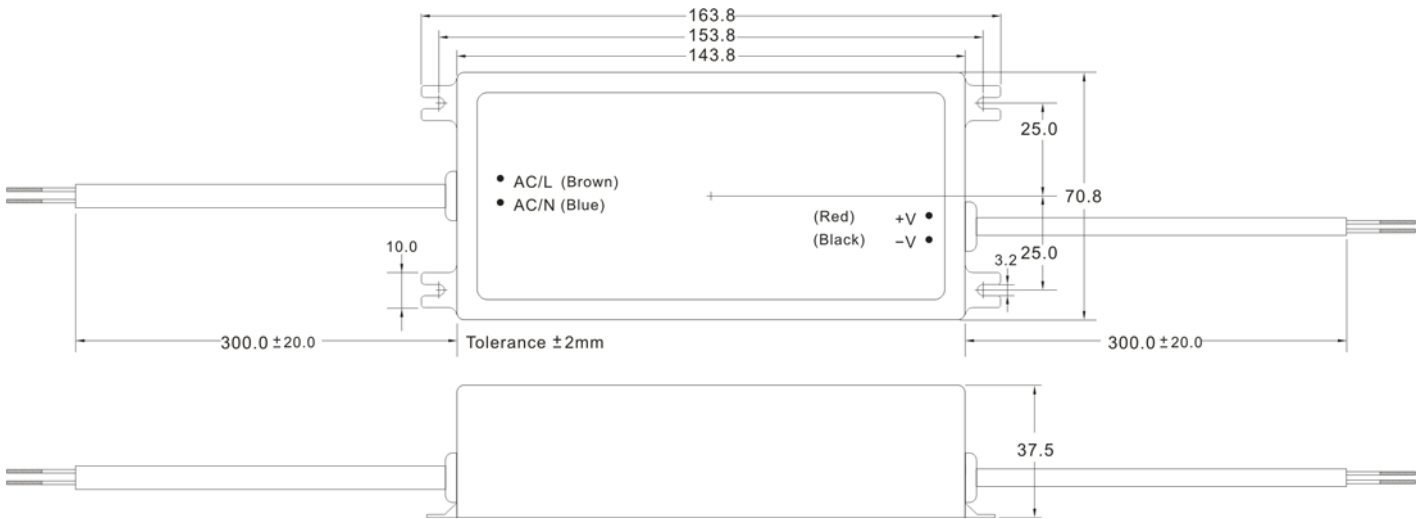
All specifications valid at normal input voltage, full load and +25°C after warm-up time unless otherwise stated.

Model No.	PSF100-24S	PSF100-36S	PSF100-48S	PSF100-54S	
Max output wattage ( W )	96W	96W	96W	95.58W	
Input	Voltage (Note2) 90-295 VAC				
	Frequency (Hz) 50 / 60 Hz				
	Power factor PF>0.9 at Full load (115 VAC / 230 VAC)				
	Current (Full load) 1.4A (115 VAC) / 0.7A (230 VAC)				
	Inrush current (at 230 VAC) 60 A max.				
	Leakage Current < 0.7 mA max at 240 VAC				
Output	Voltage (V.DC.)	24V	36V	48V	54V
	Voltage ADJ Range Setup (CV Mode)	22 ~ 26.5V	33 ~ 39.5V	44 ~ 51.5V	49 ~ 55V
	Constant Current Operation Voltage (max) (CC Mode) (Note3)	15.6~ 24 VDC	23.4~36 VDC	31.2~48 VDC	35.1~54 VDC
	Voltage Tolerance	±10%			
	Preset Current (mA) (CC Mode) (fixed) (at 230 VAC)	3500 (2600~4000)	2100 (1720~2650)	1750 (1300~2000)	1400 (1150~1770)
	Minimum Load (mA)	2600	1720	1300	1150
	Line Regulation (typ.) (110-240 VAC)	±4%			
	Load Regulation (Min-Max) (typ.)	±5%			
	Ripple & Noise (typ.) (Note1)	2.7Vp-p	5Vp-p		
	Efficiency (at 230VAC / Full Load)(typ)	89%	90%	89%	90%
Protection	Over current protection	Auto recovery			
	Over voltage protection	Zener diode clamp			
	Short circuit protection	Auto recovery			
Isolation	Input-Output (V.AC)	3750V			
Environment	Operating temperature	-30°C...+70°C (with derating)			
	Storage temperature	-40°C...+85°C			
	Temperature coefficient	0.02%/°C			
	Humidity	95% RH			
	MTBF	>450,000 h @ 25°C (MIL-HDBK-217F)			
Physical	Dimension (L x W x H)	5.67 x 2.76 x 1.48 Inches ( 144.0 x 70.0 x 37.5 mm ) Tolerance ±2mm			
	Weight	640 g			
	Cooling method	Free air convection			
Safety	Agency Approvals	UL8750、IEC / EN 61347-2-13、IEC / EN 61347-1			
EMC	EMI (Conducted & Radiated Emission)	EN 55015			
	EMS (Noise Immunity)	EN 61547			
	Harmonic Current	EN 61000-3-2(at Full Load)、EN 61000-3-3			
	Surge	2KV L-N			

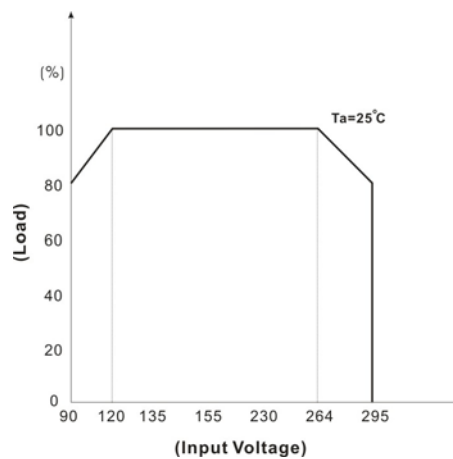
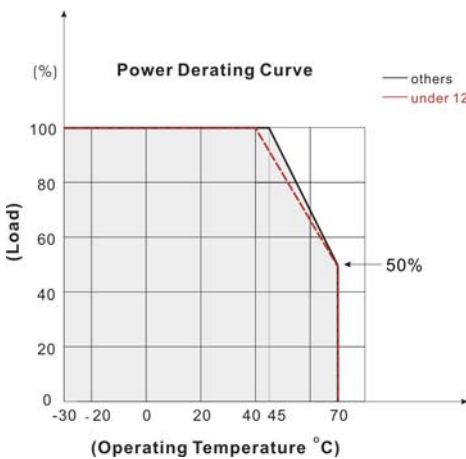
**Note:**

1. Ripple & Noise are measured at 20MHz of bandwidth with 0.1uF & 47uF parallel capacitor.
2. Please check the derating curve for more details.
3. Input Voltage=115 or 230 VAC. This is the suitable operation region for LED related application.but please reconfirm special electrical requirements for some specific system design.
4. Please contact us for more information.
5. It's recommended to add Varistor 14S561K at L / N input side in parallel.
6. This driver is suggested for LED application only.
7. Direct connection to LEDs is suggested. Connecting additional drivers would not be appropriate.

**MECHANICAL DIMENSION ( Top View )**



**DERATING**



**BLOCK DIAGRAM**

