Rev	AWO #	Description	Date	Appr
-	11507	RELEASED	7/20/11	

APPROVED: _____

DATE: _____ TITLE: _____

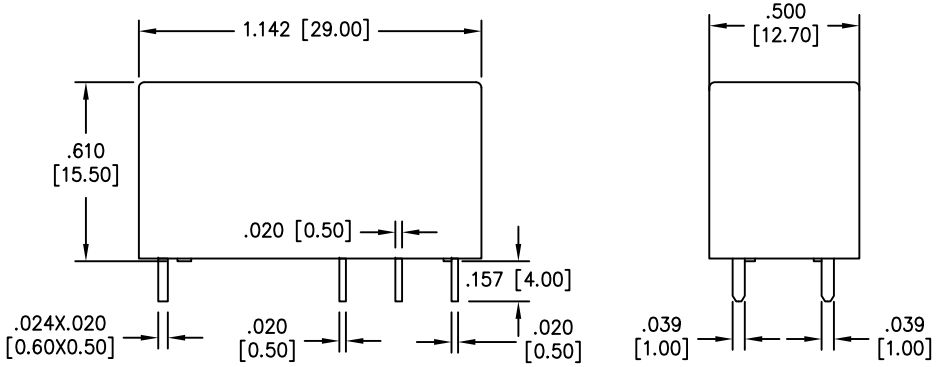

DRILLING PLAN
(BOTTOM VIEW)

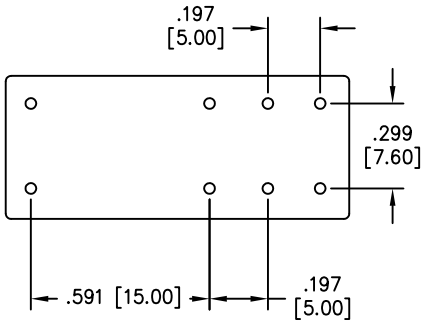

WIRING DIAGRAM
(BOTTOM VIEW)

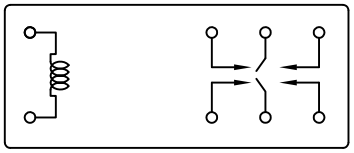

SPECIFICATIONS:

Electrical:

Contact arrangement: 2Z
Contact material: Ag Alloy
Contact Rating (Resistive load): 8A 250VAC 8A 30VDC
Switching Voltage: 250VAC, 30VDC
Contact resistance: 50 mΩ max
Insulation resistance: 1000 MΩ min. @ 500V DC
Dielectric Strength:
Between Coil & Contact: 5000V AC 50/60HZ for 1 min.
Between Contacts: 1000V AC 50/60HZ for 1 min.
Operating time: 15ms max. Release time: 10ms max.
Electrical Life: 100,000 Operations (at rated load)

Mechanical:

Vibration resistance (Endurance): 1.5mm D.A. 10–55HZ
Shock resistance: 10G min.
Mechanical Life: 10,000,000 Operations (no load)
Terminal Strength: 500gr. for 1 minute at horizontal direction

Temperature Rating: Ambient temperature: −40°C to +85°C

Environmental:

Lead free, RoHS compliant
Recommended soldering temp: 235°C for 5 sec.

Packaging: Anti–ESD plastic trays

Safety Agency Approvals: cUL Recognized File No. E305638

RoHS COMPLIANT

PART NO.	RPG–2C–P–12–8A
Coil Rated Voltage	12VDC
Coil Rated Current	33.33mA
Pick–up Voltage	9.6VDC Max.
Drop–out Voltage	1.2VDC Min.
Coil Resistance	360Ω

UNLESS OTHERWISE SPECIFIED
ALL DIMENSIONS ARE INCHES [MM]
TOLERANCES: EXCEPT AS NOTED

INCHES		HOLES	
.X	± .10	ØX	±.10
.XX	± .020	ØXX	±.015
.XXX	± .015	ØXXX	±.010

APPROVALS		DATE
DRAWN	DY	7/20/11
CHECKED		
APPROVED		

ADAM TECH
909 Rahway Avenue, Union, NJ 07083
Phone: 908-687-5000 Fax: 908-687-5710

TITLE: POWER RELAY, 12VDC , 2C, PCB

SIZE	PART NO.	REV.
X	RPG-2C-P-12-8A	-

REF: S00006C | SCALE: NTS | SHEET 1 OF 1