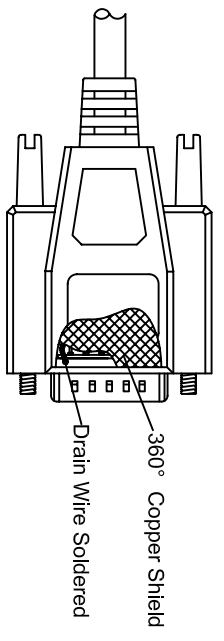
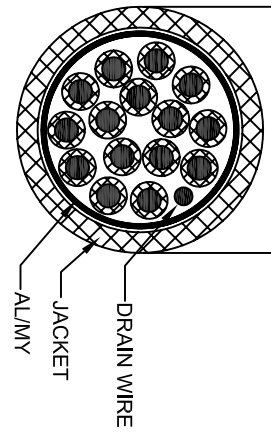
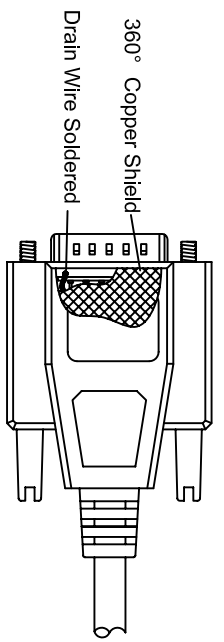
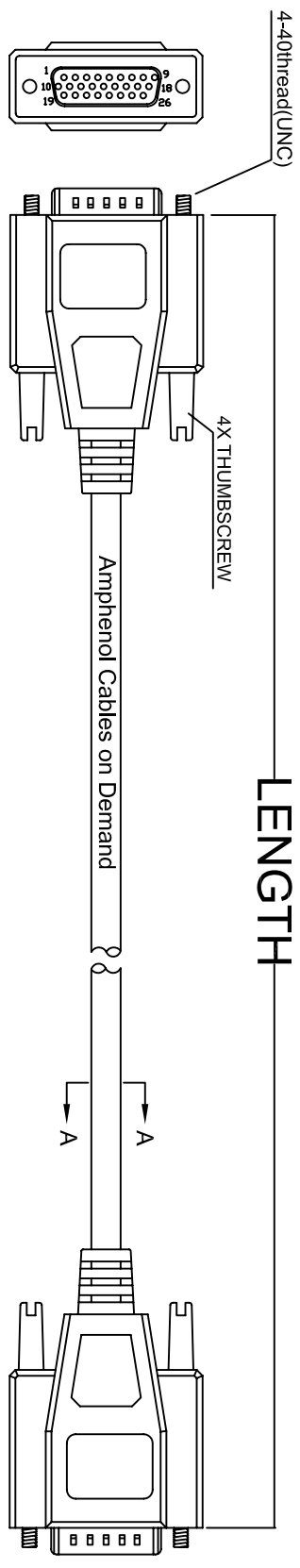


THE INFORMATION CONTAINED IN THIS DRAWING IS THE SOLE PROPERTY OF AMPHENOL CABLES ON DEMAND. ANY REPRODUCTION OR DISCLOSURE TO THIRD PARTIES, IN PART OR WHOLE, WITHOUT THE EXPRESS WRITTEN PERMISSION OF AMPHENOL CABLES ON DEMAND IS PROHIBITED.

REV.	DESCRIPTION	DATE	APPROVED
A	NEW RELEASE	31/07/06	
A1	Change Part Number	17/11/06	



PIN OUT: 1 TO 1

Male	Male	Male
PIN1	PIN1	PIN16
PIN2	PIN2	PIN17
PIN3	PIN3	PIN18
PIN4	PIN4	PIN19
PIN5	PIN5	PIN20
PIN6	PIN6	PIN21
PIN7	PIN7	PIN22
PIN8	PIN8	PIN23
PIN9	PIN9	PIN24
PIN10	PIN10	PIN25
PIN11	PIN11	PIN26
PIN12	PIN12	SHIELD
PIN13	PIN13	SHIELD
PIN14	PIN14	
PIN15	PIN15	

LENGTH & P/N Table

LENGTH	P/N	Cable Color
2.5FT ± 1 inch	CS-DSDHD26MM0-002.5	GREY
5FT ± 2 inch	CS-DSDHD26MM0-005	GREY
10FT ± 3 inch	CS-DSDHD26MM0-010	GREY
15FT ± 3 inch	CS-DSDHD26MM0-025	GREY



UNLESS OTHERWISE SPECIFIED DIMENSIONS ARE IN INCHES TOLERANCES ARE:

DECIMALS	±.XX	ANGLES	±.X°
X	±.XX		
XXX	±.XXX		

THIRD ANGLE PROJECTION

APPROVALS	DATE
DRAWN L.F.	17/11/06
CHECKED BA	17/11/06
RES' ENG	
MFG ENG	

ASSEMBLY NO. CS-DSDHD26MM0-XXXX

ASSEMBLY NO. CS-DSDHD26MM0-XXXX

SIZE DWG. NO. A

SCALE SHEET OF