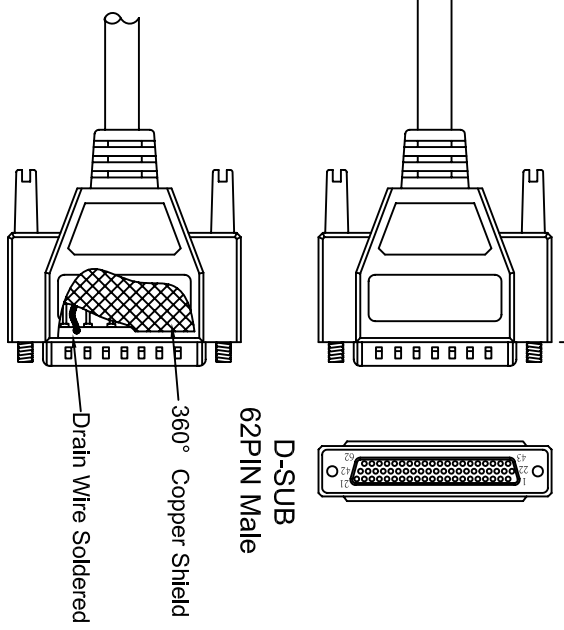
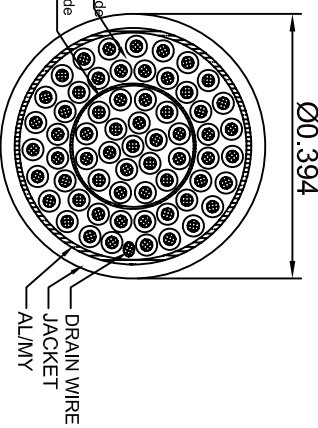
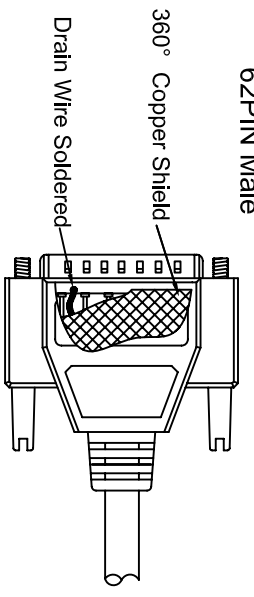
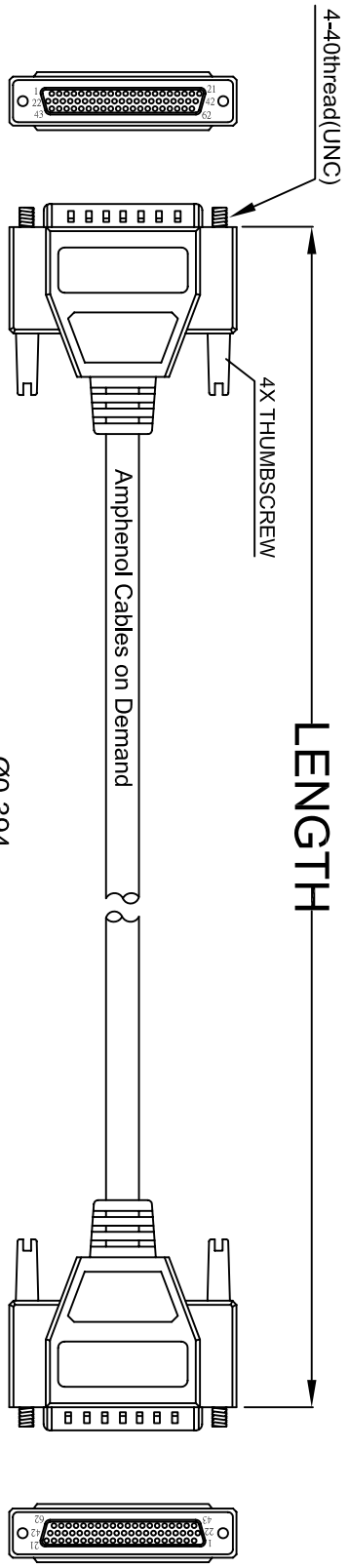


REV.	DESCRIPTION	DATE	APPROVED
A	NEW RELEASE	03/01/07	
A1	Add wiring color	16/JAN/2012	

LENGTH



SEC A-A

LENGTH & P/N Table

LENGTH	P/N	Cable Color
2.5FT ± 1 inch	CS-DSDHD62MM0-002.5	GREY
5FT ± 2 inch	CS-DSDHD62MM0-005	GREY
10FT ± 3 inch	CS-DSDHD62MM0-010	GREY
15FT ± 3 inch	CS-DSDHD62MM0-015	GREY
25FT ± 4 inch	CS-DSDHD62MM0-025	GREY
50FT ± 8 inch	CS-DSDHD62MM0-050	GREY

PIN OUT: 1 TO 1

Male	Male	Inner Layer Code	Male	Male	Outer Layer Code	Male	Male	Outer Layer Code	Male	Male	Outer Layer Code
PIN1	PIN1	Black	PIN20	PIN20	Black	PIN42	PIN42	Green/Black	PIN56	PIN56	Blue/Black
PIN2	PIN2	Brown	PIN21	PIN21	Brown	PIN43	PIN43	Grey/Black	PIN57	PIN57	Light Green/Black
PIN3	PIN3	Red	PIN22	PIN22	Red	PIN44	PIN44	Pink/Black	PIN58	PIN58	Light Green/Red
PIN4	PIN4	Orange	PIN23	PIN23	Orange	PIN45	PIN45	Pink/Red	PIN59	PIN59	Light Green/Blue
PIN5	PIN5	Yellow	PIN24	PIN24	Yellow	PIN46	PIN46	Pink/Blue	PIN60	PIN60	Light Green/Blue
PIN6	PIN6	Green	PIN25	PIN25	Green	PIN47	PIN47	Pink/Green	PIN61	PIN61	Light Green/Red
PIN7	PIN7	Blue	PIN26	PIN26	Blue	PIN48	PIN48	Light Blue	PIN62	PIN62	Light Yellow/Black
PIN8	PIN8	Purple	PIN27	PIN27	Purple	PIN49	PIN49	Light Blue/Black			
PIN9	PIN9	Grey	PIN28	PIN28	Grey	PIN50	PIN50	Light Blue/Red			
PIN10	PIN10	White	PIN29	PIN29	White	PIN51	PIN51	Light Blue/Blue			
PIN11	PIN11	Pink	PIN30	PIN30	Pink	PIN52	PIN52	Light Blue/Green			
PIN12	PIN12	Light Green	PIN31	PIN31	Light Green	PIN53	PIN53	Light Blue/Green			
PIN13	PIN13	Black/White	PIN32	PIN32	Black/White	PIN54	PIN54	Grey/Red			
PIN14	PIN14	Brown/White	PIN33	PIN33	Brown/White	PIN55	PIN55	Grey/Green			
PIN15	PIN15	Red/White	PIN34	PIN34	Red/White	PIN56	PIN56	Purple/Black			
PIN16	PIN16	Orange/White	PIN35	PIN35	Orange/White	PIN57	PIN57	Blue/Black			
PIN17	PIN17	Green/White	PIN36	PIN36	Green/White	PIN58	PIN58	Light Green/Black			
PIN18	PIN18	Blue/White	PIN37	PIN37	Blue/White	PIN59	PIN59	Light Green/Red			
PIN19	PIN19	Purple/White	PIN38	PIN38	Purple/White	PIN60	PIN60	Light Green/Blue			
			PIN39	PIN39	Red/Black	PIN61	PIN61	Light Yellow/Black			
			PIN40	PIN40	Orange/Black						
			PIN41	PIN41	Yellow/Black						



NOTES: UNLESS OTHERWISE SPECIFIED

UNLESS OTHERWISE SPECIFIED DIMENSIONS ARE IN INCHES		TOLERANCES ARE:		EARS NO.	
DECIMALS	±.X	ANGLES	±.X°	APPROVALS	DATE
X	±.XX			LF	16/JAN/2012
XXX	±.XXX			CHECKED	BA
				RESP ENG	16/JAN/2012
THIRD ANGLE PROJECTION			ASIM CBL Deluxe High Density 62PIN D-Sub MM		
SIZE	DWG. NO.	SCALE		SHEET	OF
A	CS-DSDHD62MM0-XXXX	A			REV. A1