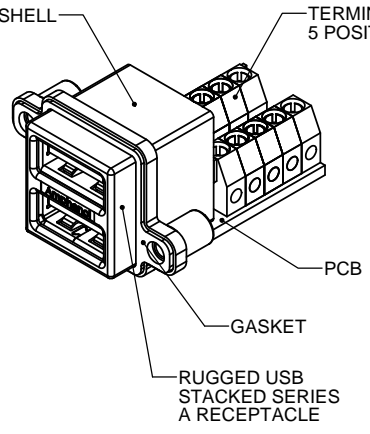
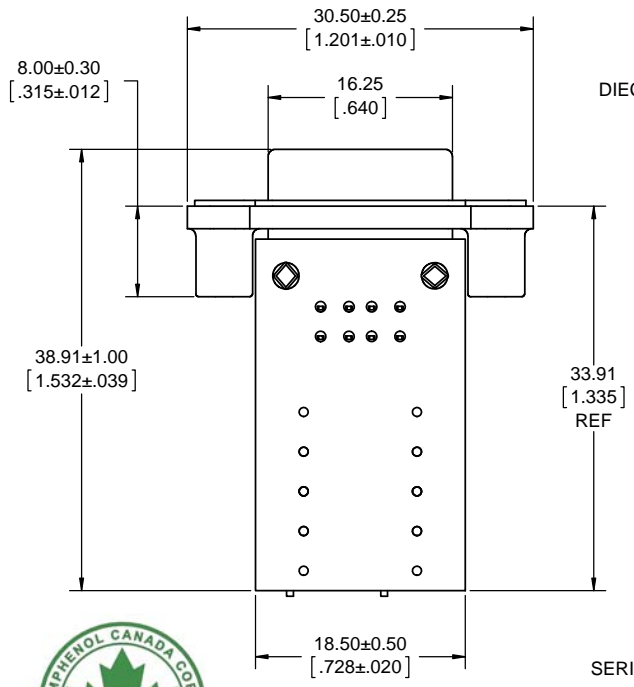
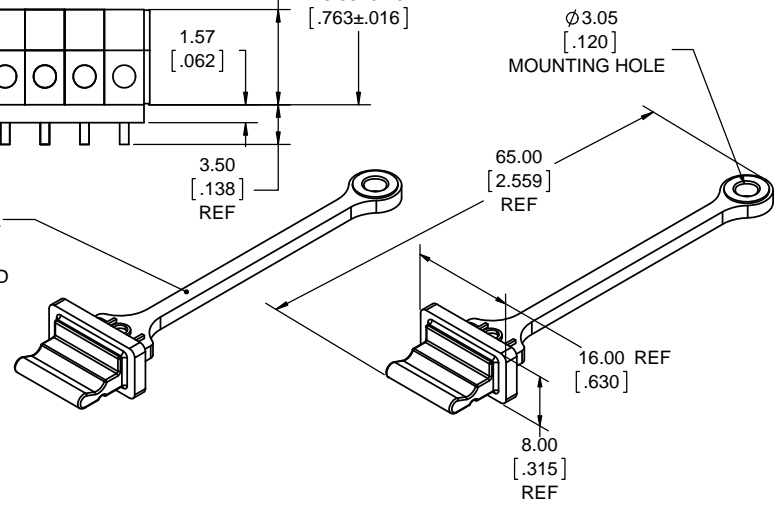
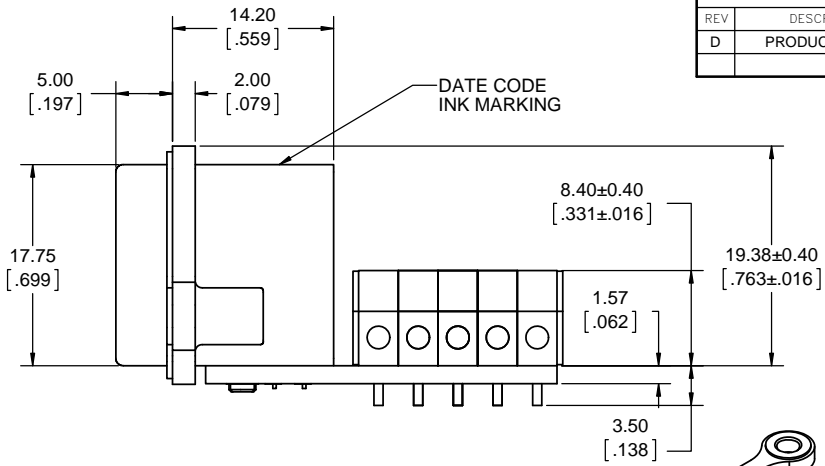
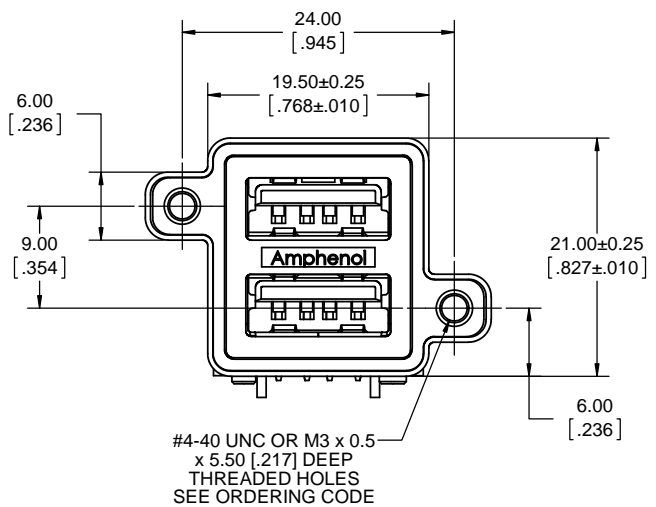


REVISIONS			
REV	DESCRIPTION, ECN, EAR NO.	DATE	APP'D
D	PRODUCT DRAWING (EAR 14309)	SEP16/14	K.L.



DUST COVER OPTIONAL
SEE ORDERING CODE.
WHEN SUPPLIED, TWO
DUST COVERS PROVIDED
PER CONNECTOR

NOTES

- MATERIAL:**
 - ALL MATERIALS ARE RoHS COMPLIANT PER EU DIRECTIVE 2011/65/EU AND AMENDMENTS.
 - OUTER SHELL - DIECAST ZINC ALLOY, NICKEL PLATED.
 - CONTACTS - PHOSPHOR BRONZE, PLATED WITH 0.76 MICRONS (30 MICROINCHES) MINIMUM GOLD OVER 1.27 MICRONS (50 MICROINCHES) MINIMUM NICKEL ON THE MATING AREA WITH TIN OVER NICKEL ON THE TAILS.
 - USB HOUSING - ENGINEERING THERMOPLASTIC, FLAMMABILITY RATING UL94V-0, BLACK.
 - USB SHIELD & BACK COVER - COPPER ALLOY, NICKEL PLATED.
 - GASKET - SILICONE RUBBER, BLACK.
 - PCB - FR-4 FIBERGLASS, LEAD FREE.
 - TERMINAL BLOCKS - ENGINEERING THERMOPLASTIC HOUSING (UL94V-0, BLACK) WITH COPPER ALLOY, TIN PLATED METAL HOUSING AND TERMINAL, STAINLESS STEEL WIRE GUARD AND ZINC PLATED STEEL M2 SCREW.
 - DUST COVER - SILICONE RUBBER WITH NICKEL PLATED BRASS BUSHING. SEE ORDERING CODE FOR DUST COVER OPTIONS.
- ENVIRONMENTAL PERFORMANCE PER IEC 60529 CODE IP67 FOR SEAL BETWEEN MATING AREA AND PCB SIDE OF CONNECTOR. GASKET PROVIDES SEAL TO INSIDE FACE ON ENCLOSURE PANEL. AVAILABLE DUST COVERS PROVIDE ADDED PROTECTION.
- CURRENT RATING: 1.5 AMPERES
- CONTACT RESISTANCE: 80 MILLIOHMS MAXIMUM (SUBJECT TO VERIFICATION)
- OPERATING TEMPERATURE: -40°C TO 105°C
- DUST COVERS MAY BE ORDERED SEPARATELY, SPECIFY
 - MUSB-2A111-014BP FOR GREY DUST COVER
 - MUSB-2A111-024BP FOR BLACK DUST COVER
 SEE SHEET 2 FOR APPLICATION VIEW

ORDERING CODE: MUSB - C411 - XX

SERIES RUGGED USB
USB STACKED SERIES 'A' RECEPTACLE, RIGHT ANGLE ON PCB WITH TERMINAL BLOCK
THREAD OPTION
3 = #4-40 UNC THREAD
M = M3 x 0.5 THREAD
DUST COVER OPTION
0 = NO DUST COVERS SUPPLIED
1 = WITH GREY DUST COVERS SUPPLIED
5 = WITH BLACK DUST COVERS SUPPLIED



SPECIAL CONNECTORS
MANY UNIQUE FEATURES ARE READILY AVAILABLE TO SUIT CUSTOMER REQUIREMENTS. CONSULT WITH AMPHENOL CANADA FOR DETAILS.

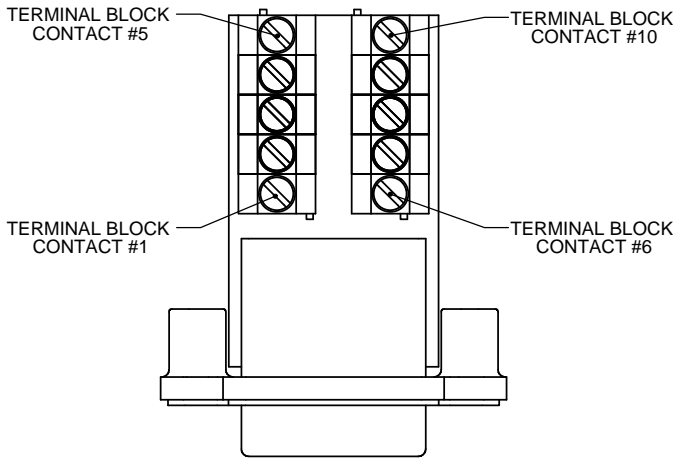
UNLESS SPECIFIED OTHERWISE	DRAWN	S. SEMENOV	SEP11/06
PRIMARY UNITS MILLIMETERS	CHECKED		
SECONDARY UNITS INCHES	M.E. APP'D		
REFERENCE IN PARENTHESES	Q.A. APP'D		
GENERAL TOLERANCES	DWG APPR.	A. GREEN	SEP11/06
1 DECIMAL PLACE	ENG. REL. NO.		
2 DECIMAL PLACES ±0.15	REF.		
3 DECIMAL PLACES	THIRD ANGLE PROJECTION		
ANGULAR DEGREES	DO NOT SCALE DRAWING		

Amphenol Canada Corp.
www.amphenolcanada.com
MUSB SERIES USB RECEPTACLE, SERIES A STACKED, ON PCB WITH TERMINAL BLOCKS, THREAD AND DUST COVER OPTIONS, RoHS COMPLIANT

DWG. NO. **P-MUSB-C411-XX** REV **D**

CODE ID NO. 03554 DWG SIZE: C SCALE: NTS SHEET 1 OF 2

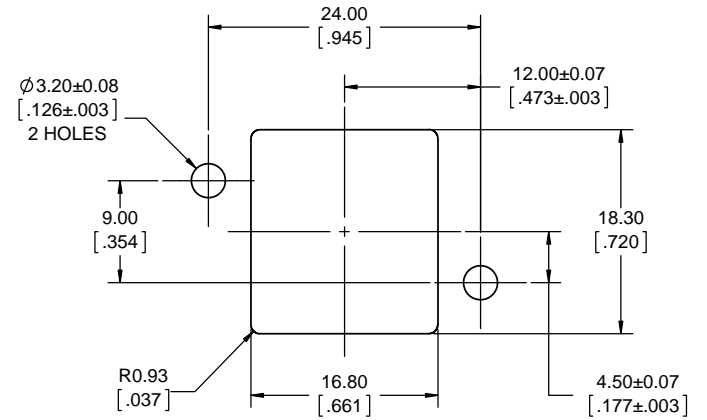
REVISIONS			
REV	DESCRIPTION, ECN, EAR NO.	DATE	APP'D
D	PRODUCT DRAWING (EAR 14309)	SEP16/14	K.L.



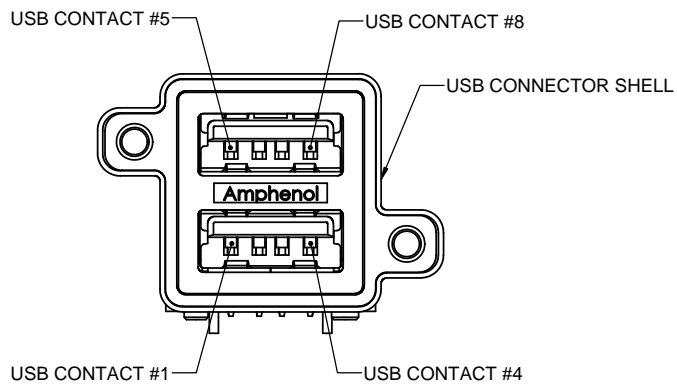
TERMINAL BLOCK CONTACT ASSIGNMENT

MUSB TO TERMINAL BLOCK CONNECTION CHART

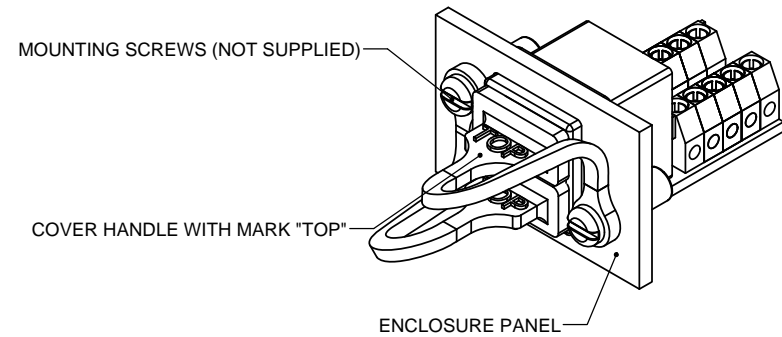
MUSB CONNECTOR CONTACTS	TERMINAL BLOCK CONTACTS
SHELL/GROUND	5,10
1	1
2	2
3	3
4	4
5	6
6	7
7	8
8	9



**RECOMMENDED PANEL CUTOUT
OUTSIDE VIEW OF PANEL**



MUSB CONTACT ASSIGNMENT



DUST COVER APPLICATION VIEW



UNLESS SPECIFIED OTHERWISE	DRAWN	S. SEMENOV	SEP11/06
PRIMARY UNITS MILLIMETERS	CHECKED		
SECONDARY UNITS INCHES	M.E. APP'D		
REFERENCE IN PARENTHESES	Q.A. APP'D		
GENERAL TOLERANCES	DWG APPR.	A. GREEN	SEP11/06
1 DECIMAL PLACE	ENG. REL. NO.		
2 DECIMAL PLACES ±0.15	REF.		
3 DECIMAL PLACES	THIRD ANGLE PROJECTION		
ANGULAR DEGREES	DO NOT SCALE DRAWING		

Amphenol Canada Corp.
www.amphenolcanada.com

**MUSB SERIES USB RECEPTACLE,
SERIES A STACKED, ON PCB WITH
TERMINAL BLOCKS, THREAD AND DUST
COVER OPTIONS, RoHS COMPLIANT**

DWG. NO. **P-MUSB-C411-XX** REV **D**

CODE ID NO. 03554 DWG SIZE: C SCALE: NTS SHEET 2 OF 2