DGH155Q5R5

+65°C Low ESR Supercapacitor

Parts are RoHS compliant

ELECTRICAL SPECIFICATIONS

Capacitance: 1.5 F
Tolerance: -10 % , +30 %
Temperature Range: -40°C to +65°C
WVDC: 5.5 Volts DC
ESR (AC): 160 milliOhms Max at 20°C and 1 kHz
SVDC: 6 Volts DC
ESR (DC): 300 milliOhms Max at 20°C and DC

Weight: 3 grams
Volume: 3.324 ml
Maximum stored energy: 6.302 Watt hours

Maximum Current: 2.845 Amps (1 second discharge to 1/2 the rated voltage)
Operating Current: .76 Amps (5 sec discharge to 1/2 rated voltage)
Leakage Current: 0.012 mA after 72 hours

Specific Energy:
Specific Power:

Gravimetric Density: 2.101 Wh/kg
Gravimetric Density: 4.033 kW/kg
Volumetric Density: 1.896 Wh/l
Volumetric Density: 3.641 kW/l

Load Life: 1000 hours at 65°C with 100% of rated voltage applied
Max Capacitance Change: ≤30% of initially measured value
ESR Change: ≤200% of maximum specified value

PHYSICAL DIMENSIONS

Diameter (D): mm, +/- 0.5 mm
Length (L): 17 mm, +/- 2 mm
Height (H): 23 mm, +/-2 mm
Thickness (T): 8.5 mm, +/-1 mm
Termination Finish: Matte Tin

Lead Spacing (S): 12 mm, +/-0.5 mm
Lead Diameter (d): 0.6 mm, +/-0.05 mm
Lead Length (LL): 15mm, +/- MIN mm

D= 8 to 18mm

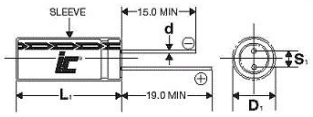

Lead spacing VS. Case diameter				
D	8	10	16	18
S	3.5	5.0	7.5	7.5
d	0.6	0.6	0.8	0.8

L_1=L+1.5mm
D_1=D+05mm
S_1=S±0.5mm

Snap in types

D≥20mm

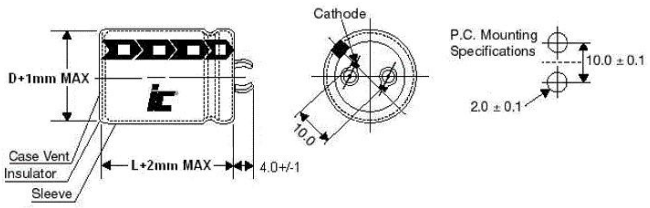

3500F/3800F CAPACITORS

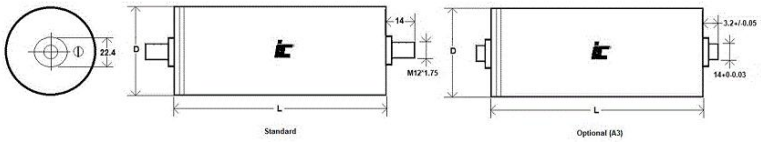

5.4/5.5 Volt units

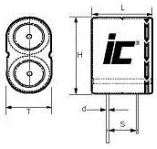

Capacitance (F)	Dims (LxHxT) (mm) +1.0mm	Lead spacing S (mm) +/-0.5mm	Lead diameter d (mm)
1	17x19.5xØ	12.3	0.6
2.5	21.5X23.5X11	10.5	0.6

ILLINOIS CAPACITOR

3757 W. Touhy Ave. Lincolnwood, IL 60712 (847) 675-1760 FAX (847) 673-2850
Illinois Capacitor (HK) Ltd., Tel: 85227930931, Fax: 85227930731, www.illcap.com.hk

© Copyright 2017 Illinois Capacitor. A division of Cornell Dublier, All Rights Reserved