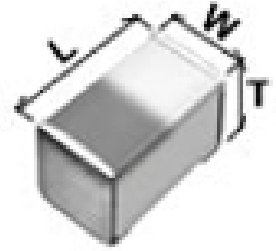


MHQ1005P47NHT000



<b>Applications</b>	Commercial Grade
<b>Feature</b>	<div style="border: 1px solid black; padding: 2px;">Multilayer</div> Multilayer <div style="border: 1px solid black; padding: 2px;">Non-Mag Core</div> Non-Magnetic Core (Dielectric Ceramic) <div style="border: 1px solid black; padding: 2px;">Super High Q</div> Super High Q
<b>Series   Type</b>	MHQ-P
<b>Status</b>	Production
<b>Brand</b>	TDK



Size	
Length(L)	1.00mm ±0.05mm
Width(W)	0.60mm ±0.05mm
Thickness(T)	0.50mm ±0.10mm
Recommended Land Pattern (A)	0.35mm Nom.
Recommended Land Pattern (B)	0.50mm Nom.
Recommended Land Pattern (C)	0.65mm Nom.

Electrical Characteristics	
Inductance	47nH ±3% at 100MHz
Rated Current	190mA
DC Resistance [Typ.]	1.09Ω
DC Resistance [Max.]	1.6Ω
Self Resonant Frequency [Min.]	1.3GHz
Self Resonant Frequency [Typ.]	1.9GHz
Q [Min.]	22 at 250MHz
Q [Typ.]	

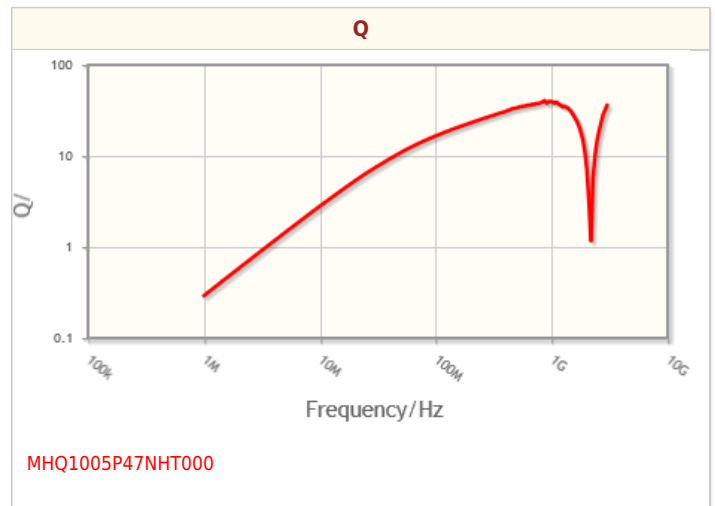
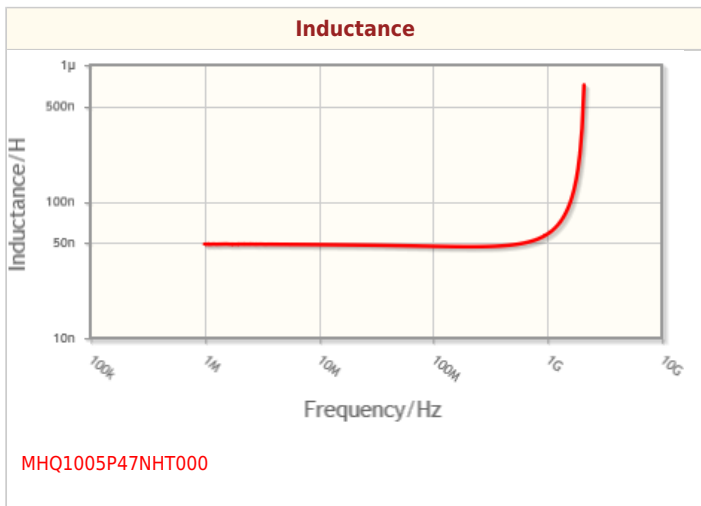
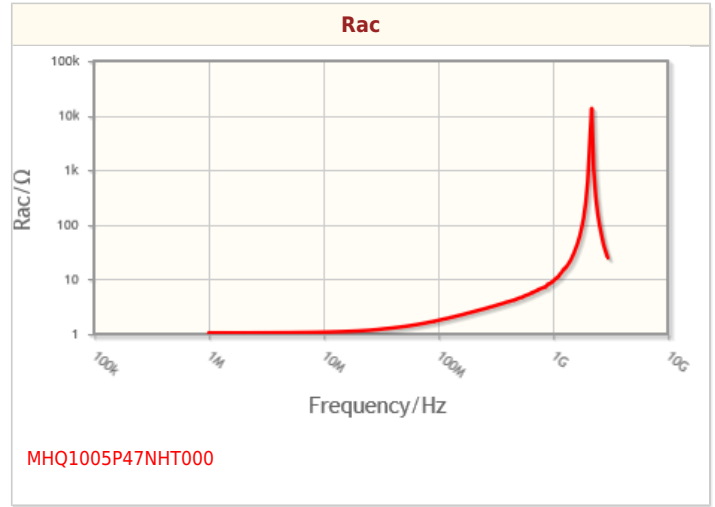
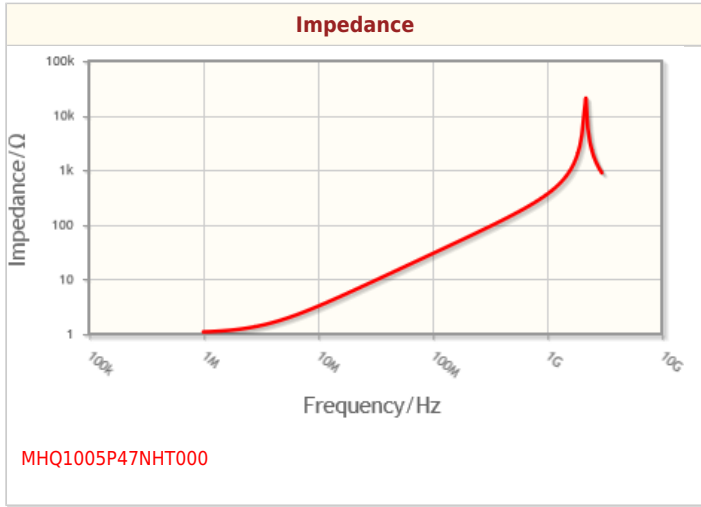
Other	
Operating Temp. Range (Including Self-Temp. Rise)	-55 to 125°C
Soldering Method	Reflow
AEC-Q200	No
Packing	Punched (Paper)Taping [180mm Reel]
Package Quantity	10000pcs
Weight	0.001g

! Images are for reference only and show exemplary products.  
 ! This PDF document was created based on the data listed on the TDK Corporation website.  
 ! All specifications are subject to change without notice.

MHQ1005P47NHT000




Characteristic Graphs(This is reference data, and does not guarantee the products characteristics.)



! Images are for reference only and show exemplary products.  
! This PDF document was created based on the data listed on the TDK Corporation website.  
! All specifications are subject to change without notice.



## Associated Images



! Images are for reference only and show exemplary products.  
! This PDF document was created based on the data listed on the TDK Corporation website.  
! All specifications are subject to change without notice.