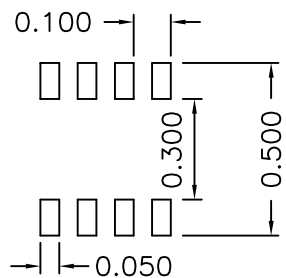
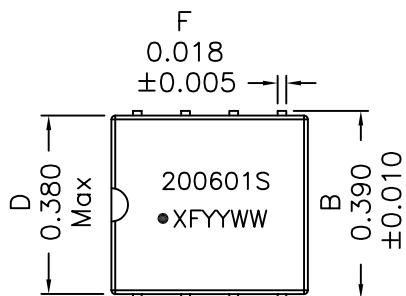
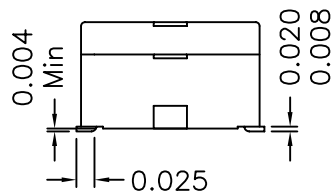
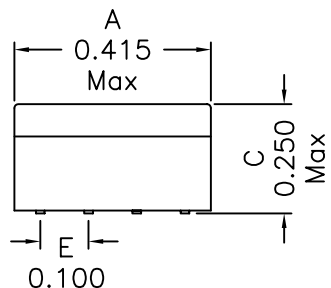
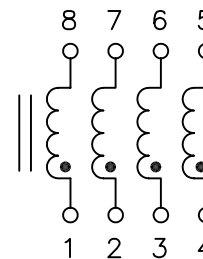


## 1. Mechanical Dimensions:



SUGGESTED FOOTPRINT

## 2. Schematic:



## 3. Electrical Specifications:

Isolation Voltage: 500Vrms, Wdg to Wdg

OCL: 0.2mH±30% @1KHz 0.1V, Each Wdg

Q: 8 Min @10KHz 50mV, Each Wdg

DCR: 0.24 Ohms Typ

RATED VOLTAGE: 100Vdc, Wdg to Wdg

RATED CURRENT: 100mA, Each Wdg

### Notes:

1. Solderability: Leads shall meet MIL-STD-202G, Method 208H for solderability.
2. Flammability: UL94V-0
3. ASTM oxygen index: > 28%
4. Insulation System: Class F 155°C. UL file E151556
5. Operating Temperature Range: All listed parameters are to be within tolerance from -40°C to +85°C
6. Storage Temperature Range: -55°C to +125°C
7. Aqueous wash compatible
8. SMD Lead Coplanarity: ±0.004"(0.102mm)
9. Electrical and mechanical specifications 100% tested
10. RoHS Compliant Component

DOC REV: C/1

<b>XFMRs Inc.</b> www.XFMRS.com		Title: COMMON MODE CHOKE	
UNLESS OTHERWISE SPECIFIED TOLERANCES: .xxx ±0.010 Dimensions in Inch		P/N: XF2006-01S	REV. C
		DWN.	Mei Chen Aug-31-11
		CHK.	YK Liao Aug-31-11
SHEET 1 OF 1		APP.	BW Aug-31-11

**PROPRIETARY**

Document is the property of XFMRs Group & is not allowed to be duplicated without authorization.