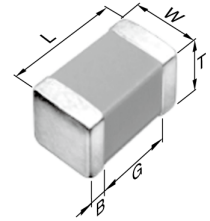


C0402CH1C120K020BC



**TDK item description** C0402CH1C120KT\*\*\*\*

<b>Applications</b>	Commercial Grade
<b>Feature</b>	<b>General</b> General (Up to 50V)
<b>Series</b>	C0402 [EIA 01005]
<b>Status</b>	Production (Not Recommended for New Design)



Dimensions in mm

Size	
Length(L)	0.40mm ±0.02mm
Width(W)	0.20mm ±0.02mm
Thickness(T)	0.20mm ±0.02mm
Terminal Width(B)	0.07mm Min.
Terminal Spacing(G)	0.14mm Min.
Recommended Land Pattern (PA)	0.15mm to 0.25mm
Recommended Land Pattern (PB)	0.15mm to 0.25mm
Recommended Land Pattern (PC)	0.15mm to 0.25mm

Electrical Characteristics	
Capacitance	12pF ±10%
Rated Voltage	16VDC
Temperature Characteristic	CH(0±60ppm/°C)
Q (Min.)	640
Insulation Resistance (Min.)	10000MΩ

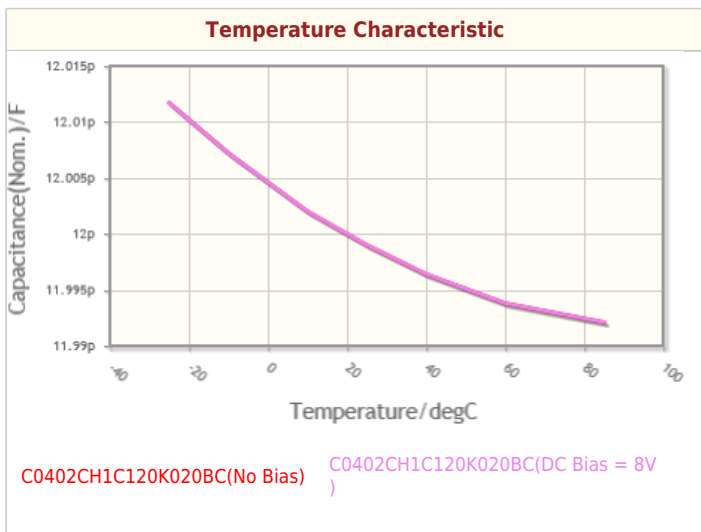
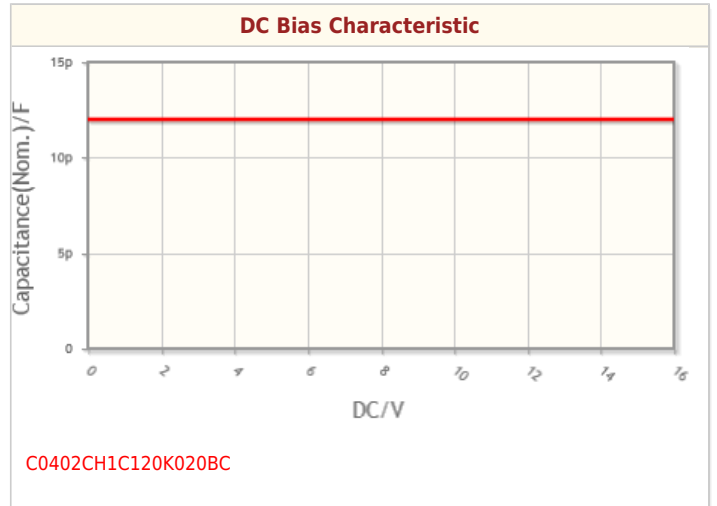
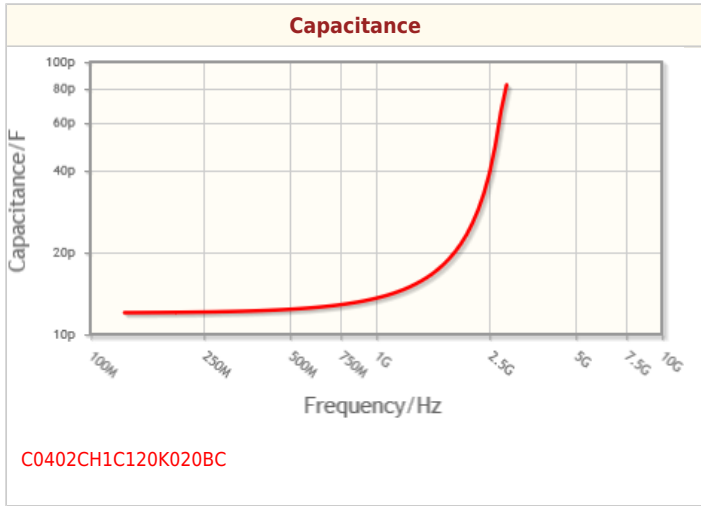
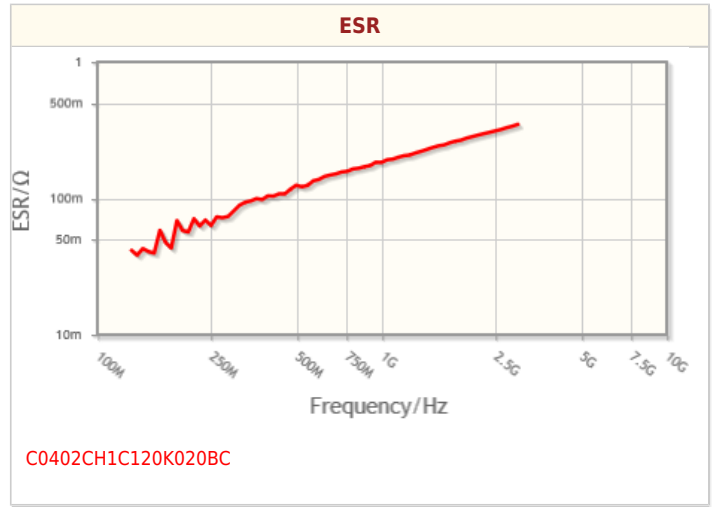
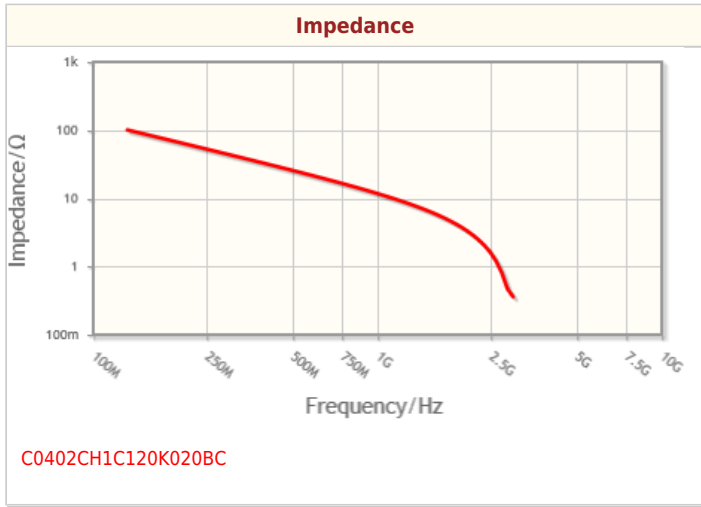
Other	
Soldering Method	Reflow
AEC-Q200	No
Packing	Punched (Paper)Taping [180mm Reel]
Package Quantity	20000pcs

! Images are for reference only and show exemplary products.  
! This PDF document was created based on the data listed on the TDK Corporation website.  
! All specifications are subject to change without notice.

C0402CH1C120K020BC



Characteristic Graphs(This is reference data, and does not guarantee the products characteristics.)

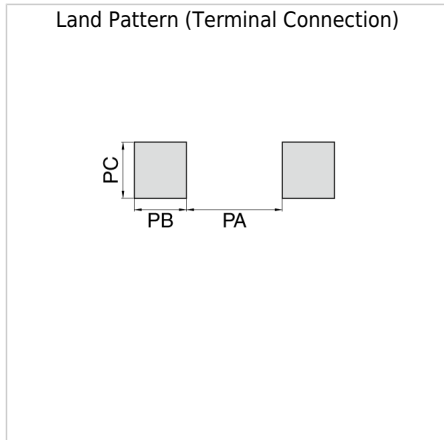


! Images are for reference only and show exemplary products.  
! This PDF document was created based on the data listed on the TDK Corporation website.  
! All specifications are subject to change without notice.

C0402CH1C120K020BC



## Associated Images



! Images are for reference only and show exemplary products.  
! This PDF document was created based on the data listed on the TDK Corporation website.  
! All specifications are subject to change without notice.