

SAW Filter 431.0MHz
Part No: MP04025

Model: TA1118A
Rev No: 1

A. MAXIMUM RATING:

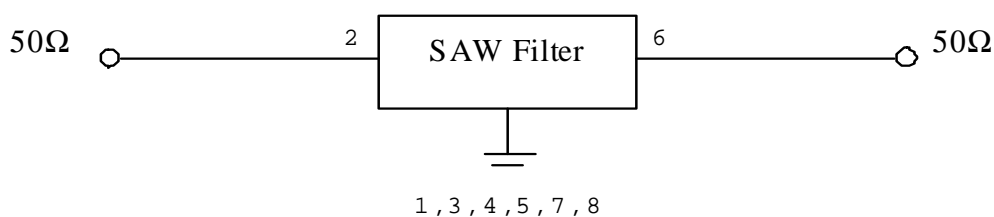
1. Input Power Level: 10dBm
2. DC Voltage: 5V
3. Operating Temperature: -30°C to +60°C
4. Storage Temperature: -40°C to +85°C

B. ELECTRICAL CHARACTERISTICS:

Item	Unit	Min.	Typ.	Max.
Center frequency Fc	MHz	-	431	-
Insertion loss (421 ~ 441MHz) IL	dB	-	3.3	4.2
Amplitude Ripple (421 ~ 441MHz)	dB	-	1.1	2.4
Return loss (421 ~ 441MHz)	dB	7	10	-
Attenuation (Reference level from 0dB)				
0.3 ~ 300MHz	dB	30	53	-
300 ~ 380MHz	dB	24	48	-
380 ~ 401MHz	dB	15	41	-
475.825 ~ 524.825MHz	dB	12	28	-
559.65 ~ 579.65MHz	dB	28	54	-
669.3 ~ 689.3MHz	dB	24	49	-
689.3 ~ 1000MHz	dB	26	46	-
Temperature Coefficient of Frequency	ppm/°C	-	-36	-

C. MEASUREMENT CIRCUIT:

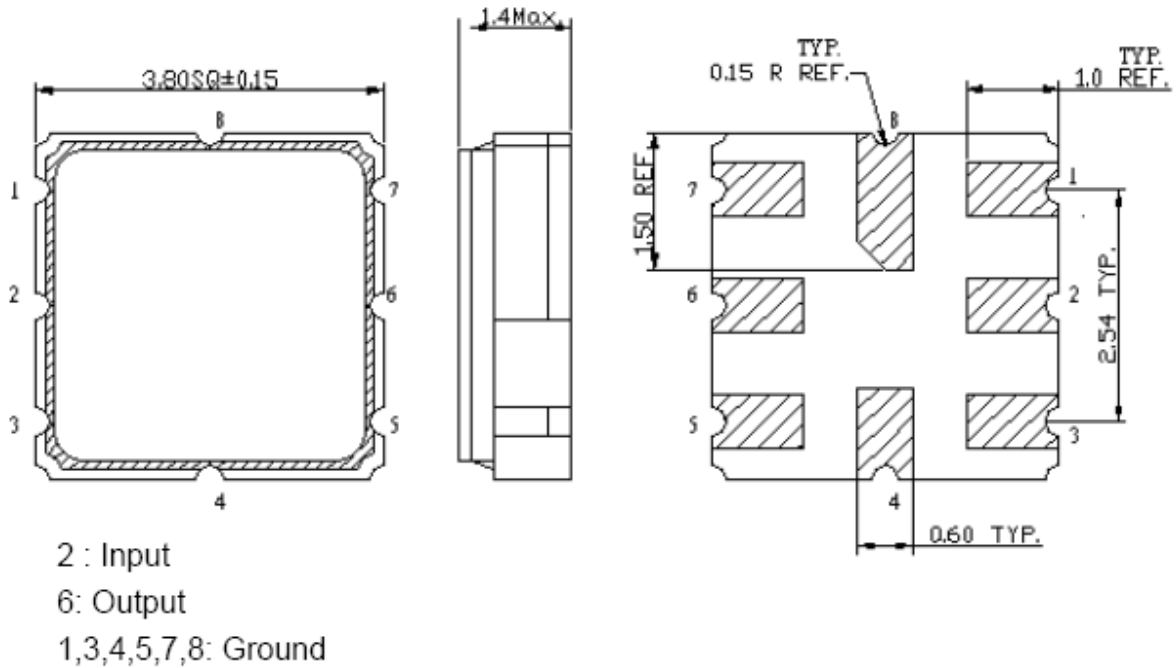
HP Network analyzer



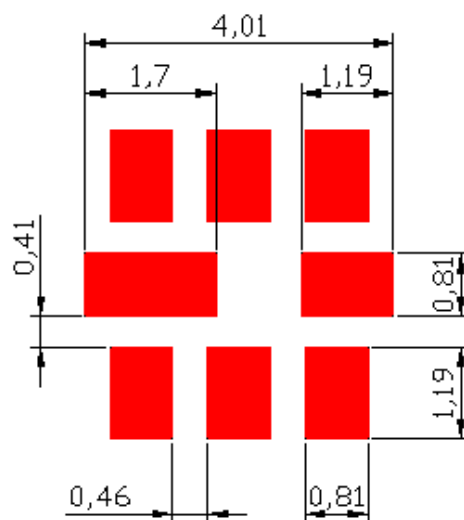
SAW Filter 431.0MHz
Part No: MP04025

Model: TA1118A
Rev No: 1

D. OUTLINE DRAWING:



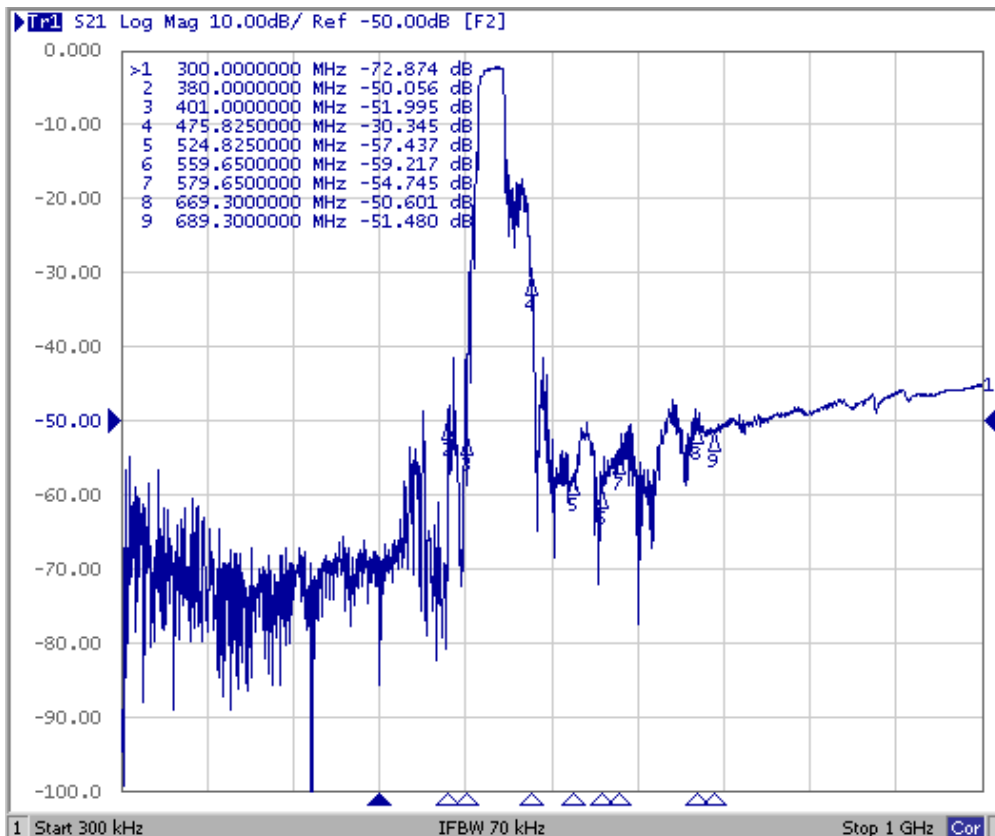
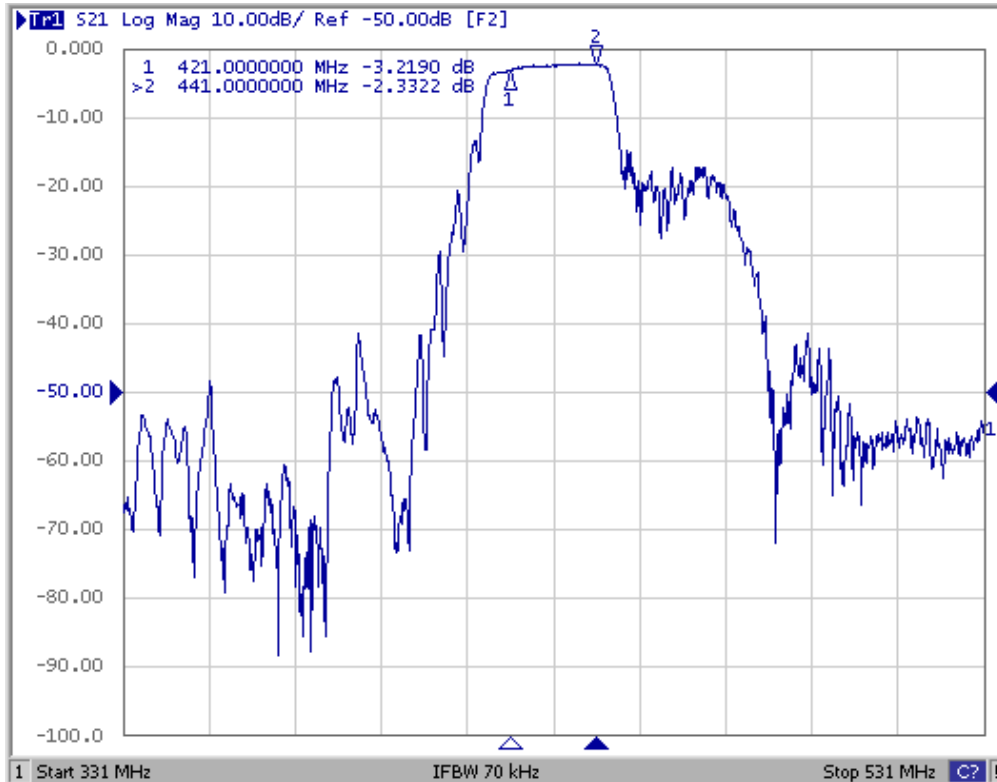
E. PCB FOOTPRINT:



SAW Filter 431.0MHz
Part No: MP04025

Model: TA1118A
Rev No: 1

F. FREQUENCY CHARACTERISTICS:



SAW Filter 431.0MHz
Part No: MP04025

Model: TA1118A
Rev No: 1

H. RECOMMENDED REFLOW PROFILE:

