


## HC-KA-B 10-BU/PEL

Order No.: 1772816

The illustration shows version HC-KA-B 16-BU/PEL



<http://eshop.phoenixcontact.de/phoenix/treeViewClick.do?UID=1772816>

HEAVYCON terminal adapter female insert, B10 series, 10. pos., protective conductor connection on the left for the right side of the control cabinet, screw connection; contact inserts with screw, crimp, and QUICKON connections usable as mating connectors.

### Commercial data

EAN	4017918037420
Pack	5 pcs.
Customs tariff	85369010
Weight/Piece	0.10428 KG
Catalog page information	Page 382 (PC-2007)

### Product notes

WEEE/RoHS-compliant since:  
12/01/2005



<http://www.download.phoenixcontact.com>  
Please note that the data given here has been taken from the online catalog. For comprehensive information and data, please refer to the user documentation. The General Terms and Conditions of Use apply to Internet downloads.

### Technical data

#### Electrical characteristics

Note	For HEAVYCON ADVANCE panel mounting flange and HEAVYCON panel mounting base of type B10. Contact inserts with screw, crimp, and QUICKON connections for use as mating connectors.
Number of positions	10
Connection in acc. with standard	IEC / EN
Rated voltage (III/3)	400 V

Rated surge voltage	6 kV
Rated current	16 A

#### Mechanical characteristics

Design	B10
Connection method	Screw connection
Tightening torque	0.5 Nm ... 0.8 Nm
Stripping length of the individual wire	14 mm
Conductor cross section	0.2 mm <sup>2</sup> ... 2.5 mm <sup>2</sup>
Connection cross section AWG	22 ... 12

#### General characteristics

Contact material	Copper alloy
Contact surface material	Ag
Contact carrier material	PA / PC
Terminal adapter width	39.5 mm
Height	34 mm
Pollution degree	3
Surge voltage category	III
Inflammability class acc. to UL 94	V0
Connection in acc. with standard	IEC / EN
Ambient temperature (operation)	-40 °C ... 125 °C
Assembly instructions	Connectors may be operated only when there is no load/voltage.

#### Certificates / Approvals



Certification CSA, GOST, UL

#### CSA

Nominal voltage $U_N$	300 V
Nominal current $I_N$	9 A
AWG/kcmil	22-12

#### UL

Nominal voltage $U_N$	600 V
-----------------------	-------

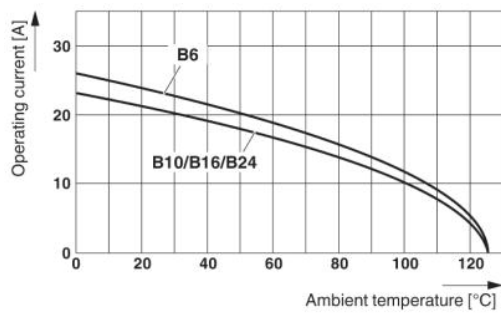
Nominal current $I_N$	10 A
AWG/kcmil	22-12

**Accessories**

Item	Designation	Description
<b>Assembly</b>		
1775240	HC-KA-FE	Foot element, for mounting on DIN rail NS 32, DIN rail NS 35/7.5 or DIN rail NS 35/15, can be inserted between basic and side element
1660083	HC-VSH	Locking screw barrel, for a firm connection of contact inserts and DIN-rail mountable terminal adapters

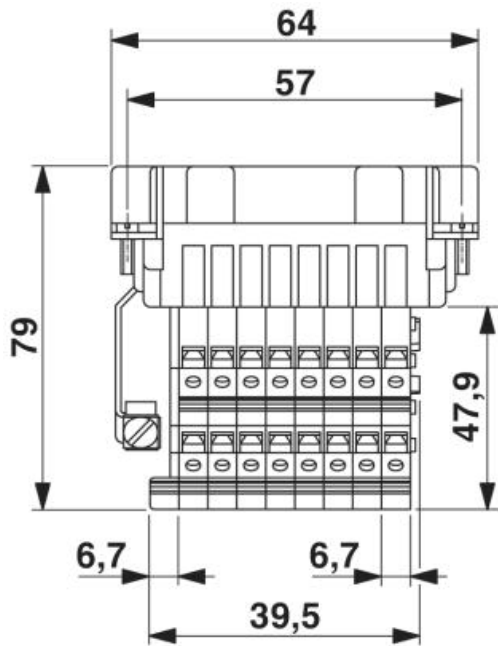
**Diagrams/Drawings**

Diagram



Dimensioned drawing

---



**Address**

PHOENIX CONTACT Deutschland GmbH  
Flachmarktstr. 8  
32825 Blomberg, Germany  
Phone +49 5235 3 12000  
Fax +49 5235 3 41200  
<http://www.phoenixcontact.de>



© 2010 Phoenix Contact  
Technical modifications reserved;